






# STARTER MOTORS

Turfmaster no.		Model	OEM no.	
<b>BRIGGS &amp; STRATTON</b>				
AAB15895	<p><b>Description:</b> Electric starter motor for single and twin cylinder aluminium block engine</p> <p><b>Measures:</b></p> <ul style="list-style-type: none"> <li>■ 3-5/8" housing length between caps.</li> <li>■ (16 tooth gear).</li> <li>■ Plastic Ring Gear Only</li> <li>■ VOLT: 12</li> </ul>	<p><b>Models:</b> 254422, 254427, 286707, 28A707, 28B702, 28B707, 28M707, 28Q777, 28N707 <b>CUB</b></p> <p><b>CADET TRACTORS:</b>            Model: 1300 / Year: 98 / Engine: Briggs &amp; Stratton 13HP Gas            Model: 1405 / Year: 98 / Engine: Briggs &amp; Stratton 14HP Gas            Model: 1300 / Year: 98 / Engine: Briggs &amp; Stratton 13HP Gas            Model: 1405 / Year: 98 / Engine: Briggs &amp; Stratton 14HP Gas            Model: 1015 / Year: 91-88 / Engine: Briggs &amp; Stratton 10HP Gas            Model: 1020 / Year: 91-88 / Engine: Briggs &amp; Stratton 10HP Gas            Model: 1105 / Year: 86-85 / Engine: Briggs &amp; Stratton 11HP Gas            Model: 111 / Year: 79-78 / Engine: Briggs &amp; Stratton 11HP Gas            Model: 1110 / Year: 86-85 / Engine: Briggs &amp; Stratton 11HP Gas</p>	<p>597595 <b>Replaces</b>  <b>Briggs and Stratton:</b> 390838, 392749, 394805, 497594, 497595, 693054  <b>CUB CADET:</b> 394805, 497595, 693054  <b>JOHN DEERE:</b> AM37352, AM39137, LG497595  <b>SABO:</b> 497595  <b>TORO:</b> 394805, 497595, 693054, 394805,</p>	
AAB15896	<p><b>Description:</b> Electric Starter Motor - Standard version - comparable to O.E.M. Used on most twin cylinder engines. For 14, 16 and 18 Hp engines.</p> <p><b>Measures:</b></p> <ul style="list-style-type: none"> <li>■ 3-5/8" housing length between caps.</li> <li>■ (16 tooth gear).</li> <li>■ 6 1/2" Overall</li> <li>■ Use <b>Starter drive Kit</b> 435859</li> </ul>	<p>Fits <b>models</b> 422700 thru 422799. for 14, 16 and 18 HP twin cylinder engines</p> <p><b>CUB CADET TRACTORS - GARDEN:</b>            Model: 1604 / Year: 86-85 / Engine: Briggs &amp; Stratton 16HP Gas            Model: 1606 / Year: 86-85 / Engine: Briggs &amp; Stratton 16HP Gas            Model: 580 / Year: 84-82 / Engine: Briggs &amp; Stratton 16HP            Model: 582 / Year: 84-79 / Engine: Briggs &amp; Stratton 16HP</p> <p><b>CUB CADET TRACTORS - LAWN:</b>            Model: 1604 / Year: 86-85 / Engine: Briggs &amp; Stratton 16HP Gas            Model: 1605 / Year: 86-85 / Engine: Briggs &amp; Stratton 16HP Gas            Model: 1606 / Year: 86-85 / Engine: Briggs &amp; Stratton 16HP Gas            Model: 1610 / Year: 86-85 / Engine: Briggs &amp; Stratton 16HP Gas            Model: 580 / Year: 84-82 / Engine: Briggs &amp; Stratton 16HP            Model: 582 / Year: 84-79 / Engine: Briggs &amp; Stratton 16HP</p> <p><b>JOHN DEERE MOWERS - WALK BEHIND:</b>            Model: Commercial Models / Year: All / Engine: Briggs &amp; Stratton 16HP            Model: Various Models / Year: All / Engine:</p>	<p>497596 <b>Replaces</b>            393017, 394674, 394808,            49759 5407H <b>CUB</b>  <b>CADET:</b> 394808  <b>JOHN DEERE:</b> AM38984  <b>JOHN DEERE:</b> AM39287  <b>TORO:</b> 394808</p>	
AAB15910	<p><b>Description:</b> Electric Starter Motor - Heavy Duty version of our 150-700 starter. For 12 thru 22 Hp engines</p> <p><b>Measures:</b></p> <ul style="list-style-type: none"> <li>■ 4-3/8" housing length between caps.</li> <li>■ (16 tooth gear).</li> <li>■ Heavy Duty</li> </ul>	<p>Fits <b>models</b> 254422, 254427, 286707, 28A707, 28B702, 28B707, 28M707, 28Q777, 28N707, 407777 etc. <b>CUB</b></p> <p><b>CADET MOWERS - RIDE BEHIND:</b>            Model: GMT-125 / Year: 90-89 / Engine: Briggs &amp; Stratton 12.5HP Gas            Model: GMT-150 / Year: 90-89 / Engine: Briggs &amp; Stratton 15HP Gas  <b>CUB CADET MOWERS - RIDING:</b>            Model: 364 / Year: 02-00 / Engine: Briggs &amp; Stratton 18HP Gas</p> <p><b>CUB CADET TRACTORS:</b>            Model: 1180 / Year: 01-00 / Engine: Briggs &amp; Stratton 18HP Gas            Model: 1212 / Year: 01-00 / Engine: Briggs &amp; Stratton 21HP Gas            Model: 1600 / Year: 99 / Engine: Briggs &amp; Stratton 16.5HP Gas            Model: 1800 / Year: 99 / Engine: Briggs &amp; Stratton 18HP Gas            Model: 2160 / Year: 97-94 / Engine: Briggs &amp; Stratton 16HP Gas            Model: 2164 / Year: 01-99 / Engine: Briggs &amp; Stratton 16HP Gas            Model: 2165 / Year: 99-94 / Engine: Briggs &amp; Stratton 16HP Gas            Model: 3165 / Year: 99-98 / Engine: Briggs &amp;</p>	<p><b>Briggs &amp; Stratton</b>  <b>393499</b> 394943            399169 490420            490920 491104            494148, 494198            494490, 494990            497401 499521            499529 691262  <b>Cub Cadet</b> 399169,            490420, 494990,            499521, 691262  <b>Generac</b> 075255            75255 75255A  <b>John Deere</b>            AM106883            AM38136 AM39285            LG490420            LG49740            LG497401,            LG499521,            LG691262 <b>Scott</b>            LG691262 <b>Toro</b>            394943, 399169,            490420, 494198,            497401, 499521,            691262</p>	

# STARTER MOTORS

Turfmaster no.		Model	OEM no.	
AAB15919	<p>Description: Electric Starter Motor- Standard version - comparable to O.E.M. Found on John Deere with 12.5 thru 21 Hp.</p> <p><b>Measures:</b></p> <ul style="list-style-type: none"> <li>■ 4" to 4-1/4" housing length between caps.</li> <li>■ (15 tooth steel gear, CCW rotation).</li> <li>■ Use <b>Starter Drive Kit</b> AAST435211 B&amp;S 496881</li> </ul>	<p>. Fits <b>models</b> 350000 thru 380000 with steel flywheels. Used on 280700 thru 289799, 310700 thru 323799, 31C700 thru 31C799, 31F700 thru 31F799, 31M777 and 381447 models. <b>CUB CADET TRACTORS:</b>            Model: GT2521 / Year: 04 / Engine: B &amp; S 21HP OHV V-Twin Gas            Model: LT2180 / Year: 04-03 / Engine: B &amp; S 18HP OHV V-Twin Gas  <b>CUB CADET TRACTORS - COMPACT:</b>            Model: GT2521 / Year: 04 / Engine: B &amp; S 21HP OHV V-Twin Gas            Model: LT2180 / Year: 04-03 / Engine: B &amp; S 18HP OHV V-Twin Gas  <b>JOHN DEERE TRACTORS - LAWN:</b>            Model: LT166 / Year: All / Engine: Briggs &amp; Stratton 16HP            Model: LT170 / Year: All / Engine: Briggs &amp; Stratton 16HP            Model: LTR166 / Year: All / Engine: Briggs &amp; Stratton 16HP            Model: SST16 Spin Steer / Year: All / Engine: John Deere 16HP            Model: SST18 Spin Steer / Year: All / Engine: John Deere 18HP  <b>JOHN DEERE TRACTORS - UTILITY:</b>            Model: Bunker &amp; Field Rake 1200 Hydro / Year: All / Engine: Briggs &amp; Stratton 16HP  <b>JOHN DEERE UTILITY VEHICLES (UTV):</b></p>	<p><b>Briggs</b> 691564, 808106, 693469  <b>Cub Cadet</b> 691564  <b>Genarec</b> 72881, 0C2881, C2881, C2881A  <b>Lester</b> 5776  <b>John Deere</b> M143512  <b>Toro</b> 691564, 808106</p>	
AAST435-815	<p>Brush &amp; Bushing Set - Fits O.E.M. style Briggs &amp; Stratton electric starter motors.. <b>Measures:</b></p> <ul style="list-style-type: none"> <li>■ For 3-5/8"</li> <li>■ or 4-3/8" housing length.</li> </ul>	<p><b>Models</b> 176432, 176437 and 176452</p>	<p>395538</p>	
AAR9353	<p><b>Description:</b> Brush Holder Cap - Fits O.E.M. style Briggs and Stratton electric starter motor. <b>Measures:</b></p> <ul style="list-style-type: none"> <li>■ On starters with 3-5/8" housing length between caps</li> </ul>	<p><b>Models</b> 176432, 176452 and 196402</p>	<p>395537  <b>John Deere</b> AM107180</p>	
<b>HONDA</b>				
AAR10674	<p><b>Description:</b> Electric Starter Motor - .</p> <p><b>Measures:</b></p> <ul style="list-style-type: none"> <li>■ 8-1/4" L,</li> <li>■ Solenoid included. ,</li> <li>■ 14 teeth on gear</li> </ul>	<p>Fits Honda <b>models:</b> GX340 &amp; GX390. For 11 and 13 Hp engines</p>	<p>907435-SC  <b>Replaces</b> 31210-ZE3-003, 31210-ZE3-013, 31210-ZE3-023</p>	
AAR11489	<p><b>Description:</b> Electric Starter Motor .</p> <p><b>Measures:</b></p> <ul style="list-style-type: none"> <li>■ 12 volt,</li> <li>■ 14 tooth.</li> <li>■ Solenoid included.</li> </ul>	<p>Fits Honda <b>models:</b> GXV270, GXV340 and GXV390. CCW 14 tooth.. Fits EMS4000A, EMS4500A, Generators, ES4500K1A, EV4000A, G300 and G400K1 engines. HT3810SA and HT3810K1SA lawn tractors. Fits some 8, 9, 10, 11 and 13 Hp engines            •Engine Used On: #GX340DE33            #GXV390SE33            #GX340DE33            #GXV390SE33</p>	<p>31210-ZA1-003,            31210-ZE8-801</p>	
<b>KOHLER</b>				

# STARTER MOTORS

Turfmaster no.		Model	OEM no.	
AAB15904	<p><b>Description:</b> Electric Starter Motor</p> <p><b>Measures:</b></p> <ul style="list-style-type: none"> <li>■ 3-1/16" OD housing</li> <li>■ 7-1/4" overall length;</li> <li>■ (2) 1/4" - 20 mounting studs,</li> <li>■ 2-1/2" C to C mount;</li> <li>■ 10 tooth gear.</li> </ul>	<p>Fits <b>Kohler</b> : K181, M8 thru M16. For 8 thru 16 Hp engines <b>CUB</b></p> <p><b>CADET TRACTORS - GARDEN:</b>            Model: 1050 / Year: 89 / Engine: Kohler 10HP Gas            Model: 1204 / Year: 88-87 / Engine: Kohler 12HP Gas            Model: 1211 / Year: 89-87 / Engine: Kohler 12HP Gas</p> <p><b>CUB CADET Tractors - Lawn:</b>            Model: 1050 / Year: 89 / Engine: Kohler 10HP Gas            Model: 1204 / Year: 88-87 / Engine: Kohler 12HP Gas            Model: 1211 / Year: 89-87 / Engine: Kohler 12HP Gas</p> <p><b>MASSEY FERGUSON TRACTORS - FARM:</b>            Model: MF-212GTX / Year: 94-91 / Engine: Kohler Engines            Model: MF-214GTX / Year: 94-91 / Engine: Kohler Engines            Model: MF-316GTX / Year: 94-91 / Engine: Kohler Engines            Model: MF-318GTX / Year: 94-91 / Engine: Kohler Engines            Model: MF-320GTX / Year: 94-91 / Engine: Kohler Engines</p> <p><b>TORO MOWERS - FAIRWAY:</b>            Model: Reelmaster 216 / Year: 97-87 / Engine:</p>	<p><b>Gravely</b> 042404  <b>Kohler</b> 4109804, 4109806, 4109806S <b>Cub</b>  <b>Cadet</b> 41-098-04  <b>Massry Ferguson</b> SM47330 <b>Toro</b> 41-098-04, 41-098-06, KH10187</p>	
<b>TECUMSEH</b>				
AAB15897	<p><b>Description:</b> Electric Starter Motor</p> <p><b>Measures:</b></p> <ul style="list-style-type: none"> <li>■ 3" OD</li> <li>■ 6-1/2" overall length;</li> <li>■ (4) 1/4" mounting holes,</li> <li>■ 16 Tooth gear</li> </ul>	<p>Fits Tecumseh <b>models:</b> HM70 thru 100, HMSK90, 100 &amp; 110, OHM90, OHM110, OHM120, OHSK90, OHSK100, OHSK110, OHSK120, OHSK130, OHV12, OHV125, OHV13 spec 203208A, 203209A, OVXL120 spec 202725B, OVXL125 spec 203006C, 203032C, 203034C, 203036B, 203040B, 203039B, 203040B, 203040C, 203042B, 203043B and 203046C, also found on TVM195, TVM130, TVXL220, VM100 and OHH50</p>	<p>20017, 33202, 33605, 35763, 35763A, 36680, 36463</p>	
<b>YANMAR</b>				
CD186FELEC	<p>Starter Motor</p> <ul style="list-style-type: none"> <li>■</li> </ul>	<p><b>Models:</b> L40, L48, L60, L70, L75, L90, L100</p>	<p>114362-77010, 114351-77010, 114399-77010</p>	
CD186FELECREC	<p>Starter Motor</p> <ul style="list-style-type: none"> <li>■ For Reduction engines</li> </ul>	<p>Starter Motor for Reduction engines</p>		
PMGFHJ65STARTER	<p>Starter Motor</p> <ul style="list-style-type: none"> <li>■</li> </ul>	<p>Generator</p>		
PM65STARTER	<p>Starter Motor</p> <ul style="list-style-type: none"> <li>■</li> </ul>	<p>Generator ATW6LE Diesel</p>		