








# CABLES, Throttle Control

TURFMASTER no. Image may not depict the actual size, shape, etc.	Description	Replaces	OEM no.
<b>ARIENS</b>			
<p style="text-align: center;"><b>AAR9129</b></p> 	<p><b>Description:</b> Throttle Control - Negative action "F" to "S", bracket for side mounting.</p> <p><b>Size:</b></p> <ul style="list-style-type: none"> <li>■ Conduit Length: 689mm,</li> <li>■ Inner wire length: 737mm,</li> <li>■ Wire travel: 445mm"</li> </ul>	<p><b>Description:</b> Throttle Control - Fits Snowblower models: 10954, 10962, 10965, 10969 and 10970. Negative action "F" to "S", bracket for side mounting.</p>	<p style="text-align: center;"><b>Ariens</b> 06903200 <b>Replaces</b> 69032</p>
<p style="text-align: center;"><b>AAR9128</b></p> 	<p><b>Description:</b> Throttle Control Cable.</p> <p><b>Size:</b></p> <ul style="list-style-type: none"> <li>■ T-handle .</li> <li>■ 1293mm</li> <li>■ 1343mm</li> <li>■ 38mm Rear engine riders with B&amp;S engines</li> </ul>	<p><b>Description:</b> <b>Ariens</b> 30"deck mowers Fits 1971 through 1979 rear engine riders with Briggs &amp; Stratton engines</p>	<p style="text-align: center;"><b>Ariens</b> 06907600 <b>Replaces</b> 69076</p>
<p style="text-align: center;"><b>AAR9127</b></p> 	<p><b>Description:</b> Throttle Control - Fits rear engine Riders with Tecumseh engines. Vinyl wrapped conduit.</p> <p><b>Size:</b></p> <ul style="list-style-type: none"> <li>■ Conduit length: 988mm,</li> <li>■ Inner wire length: 1013mm,</li> <li>■ Wire travel: 38mm.</li> <li>■ (Use with our AAST295-410 T-control knob)</li> </ul>	<p><b>Models Ariens</b></p> <p>927001 (007001) RM728 7hp Lawn Tractor 28" Deck            927002 (006001) RM626 6hp Lawn Tractor 26" Deck            927003 (000101) RM626 6hp Lawn Tractor 26" Deck            927004 (000101) RM830E 8hp Lawn Tractor 30" Deck            927005 (000101) RM832 8hp Lawn Tractor 32" Deck            927006 (000101) RM832E 8hp Lawn Tractor 32" Deck            927007 (000101) RM1032 10hp Lawn Tractor 32" Deck            927008 (000101) RM1032E 10hp Lawn Tractor 32" Deck            927009 (000101) RM828 8hp Lawn Tractor 28" Deck            927010 (000101) RM830 8hp Lawn Tractor 30" Deck            927011 (000101) RM830E 8hp Lawn Tractor 30" Deck            927012 (000101) RM832 8hp Lawn Tractor 32" Deck            927013 (000101) RM832E 8hp Lawn Tractor 32" Deck            927014 (000101) RM830 8hp Lawn Tractor 30" Deck            927015 (000101) RM1032 10hp Lawn Tractor 32" Deck            927016 (000101) RM1032E 10hp Lawn Tractor 32" Deck            927017 (000101) SRM830 8hp Lawn Tractor 30" Deck            927018 (000101) SRM626 6hp Lawn Tractor 26" Deck            927018 (001201) SRM626 6hp Lawn Tractor 26" Deck            927020 (000101) RM1032 10hp Lawn Tractor 32" Deck            927020 (004501) RM1032 10hp Lawn Tractor 32" Deck            927020 (005501) RM1032 10hp Lawn Tractor 32" Deck            927021 (000101) RM828 8hp Lawn Tractor 28" Deck            927021 (002101) RM828 8hp Lawn Tractor 28" Deck            927023 (000101) RM1032E 10hp Lawn Tractor 32" Deck            927024 (000101) RM830 8hp Lawn Tractor 30" Deck            927024 (005501) RM830 8hp Lawn Tractor 30" Deck</p>	<p style="text-align: center;"><b>Ariens</b> 06908700 <b>Replaces</b> 69087</p>
<p style="text-align: center;"><b>AAST290-338</b></p> 	<p><b>Description:</b> Throttle Control - Fits 1980 and up 28", 30" and 32" rear engine Riders with Briggs and Stratton engines. Vinyl wrapped conduit.</p> <p><b>Size:</b></p> <ul style="list-style-type: none"> <li>■ Conduit length: 1140mm,</li> <li>■ Inner wire length: 1191mm,</li> <li>■ Wire travel: 38mm. (Use with our ??? T-control knob).</li> </ul>	<p><b>Models:</b> <b>Ariens</b> RM626, RM728, RM830E, RM832, RM832E, RM1032, RM1032E, Snapper 16565            927001; 927002; 927003; 927004; 927005; 927006; 927007;            927008; 927009; 927010; 927011; 927012; 927013; 927014;            927015; 927016; 927017; 927018; 927020 Mowers</p>	<p style="text-align: center;"><b>Ariens</b> 06912700 <b>Replaces</b> 69127 07501900 <b>Snapper</b> 16565</p>


# CABLES, Throttle Control

TURFMASTER no. Image may not depict the actual size, shape, etc.	Description	Replaces	OEM no.
<p><b>AAST295-410</b></p> 	<p><b>Description:</b> T Control Knob - Fits most control heads. Fits our AAB12128 and AAST290-338 throttle and others</p>	<p><b>Ariens, Troy Bilt</b> 924013            924027 (000101) ST8, 8hp Tec., Tractor            924027 (000401) ST8, 8hp Tec., Tractor            924027 (000701) ST8, 8hp Tec., Tractor            924027 (001001) ST8, 8hp Tec., Tractor            925002 (000001) Emperor, 7hp Tec., Recoil, 30" Deck            925003 (000001) Emperor, 7hp Tec., Recoil, 30" Deck            925004 (000001) Emperor, 7hp Tec., Electric, 30" Deck            925005 (000001) Emperor, 8hp B&amp;S, Electric, 30" Deck            925006 (000001) Emperor, 8hp Tec., Recoil, 30" Deck            925006 (008601) Emperor, 8hp Tec., Recoil, 30" Deck            925006 (020344) Emperor, 8hp Tec., Recoil, 30" Deck            925007 (000001) Emperor, 8hp Tec., Electric, 30" Deck            925008 (000001) Emperor, 8hp B&amp;S, Electric, 38" Deck            925009 (000001) Emperor, 8hp Tec., Recoil, 38" Deck            925009 (000501) Emperor, 8hp Tec., Recoil, 38" Deck            925009 (001825) Emperor, 8hp Tec., Recoil, 38" Deck            925011 (000101) Emperor, 8hp B&amp;S, Recoil, 30" Deck            925011 (002529) Emperor, 8hp B&amp;S, Recoil, 30" Deck            925011 (003501) Emperor, 8hp B&amp;S, Recoil, 30" Deck            925011 (004801) Emperor, 8hp B&amp;S, Recoil, 30" Deck            925011 (007001) Emperor, 8hp B&amp;S, Recoil, 30" Deck            925012 (000101) Emperor, 8hp Tec., Electric, 30" Deck            925012 (005664) Emperor, 8hp Tec., Electric, 30" Deck            925013 (000101) Emperor, 6hp Tec., Recoil, 30" Deck            925013 (002501) Emperor, 6hp Tec., Recoil, 30" Deck            925014 (017501) Emperor, 8hp Tec., Recoil, 30" Deck            925014 (038251) Emperor, 8hp Tec., Recoil, 30" Deck</p>	<p><b>Ariens</b> 75019, 07501900, <b>Bolens</b> 1719268 <b>Troy Bilt</b> 9212, 1719268 // 7310108</p>
<p><b>AYP / HUSQVARNA</b></p>			
<p><b>AAR9566</b></p> 	<p><b>Description:</b> Zone Control Cable - For 22" walk behind push mower model PP751. Die cast Z-bend on both ends.</p> <p><b>Measures:</b></p> <ul style="list-style-type: none"> <li>1321mm Conduit length</li> <li>1504mm Cable length.</li> </ul>	<p><b>Models: AYP, Husqvarna</b>            50DK, 51, 51D, 51DH, 51MD, 51MDT, 510, 510MDT, 56C, 56DH, 56DHS, 56H, 56HS, 580H, 6522            WE45TN22SD Walk Behind Lawn Mower            WE45TN22SE Walk Behind Lawn Mower            WE986RC Walk Behind Lawn Mower            22" cut decks PP751 walk-behind push mowers</p>	<p><b>AYP Poulan</b> <b>Weed Eater</b> 130861, 851668, 851809 <b>Husqvarna</b> 532 85 16 68, 532 85 18 09, 532 13 08 61</p>
<p><b>AAR10891 AAR1089</b></p> 	<p><b>Description:</b> Deck Engagement / PTO Cable (Metal Pin NOT included). Fits on many riders built by AYP. Found on 42" riders; Sears model YT3000 (model 942-605911),</p> <p><b>Size:</b></p> <ul style="list-style-type: none"> <li>Conduit Length: 813mm,</li> <li>Cable Length: 1143mm.</li> </ul>	<p><b>Models:</b>            Fits LT16542, LT18542, LT18542A, LT18542B, LTH1342, LTH1342A, LTH1342B, LTH1342C, LTH1742A, LTH1742B, LTH1742C, LTH1742D, LTH18542A, LTH18542B, LTH18542C, LTH2042A, LTH2042B, LTH2042C, YTH130, YTH1842A, YTH1842B, YTH1842C.  <b>Poulan</b> 17542 14542 19542 16542 Riding Lawn Mower  <b>Weed Eater</b> 165T42A 14542L 16542 2242 Riding Lawn Mower  <b>Craftsman</b> 917270750 Riding Lawn Mower</p>	<p><b>Ariens</b> 21547184, 21547197 <b>AYP</b> 175067, 169676, 192413 <b>Craftsman</b> 175067 <b>Husqvarna</b> 532 17 50 67, 532 16 96 76 <b>Poulan</b> 175067 532 16 96 76</p>
<p><b>AAB13004</b></p> 	<p><b>Description:</b> Throttle Control - 48" length, plastic construction. Can be mounted on bow or "T" handles. Fits 20" &amp; 22" side and rear discharge mowers.</p> <p><b>Size:</b></p> <ul style="list-style-type: none"> <li>Conduit Length: 1220mm</li> <li>Inner Wire: 1258mm</li> </ul>	<p><b>Models:</b>            PP2055, PP2055A, PP2255, P2255A, PP500HK, PP500HKA, PP722L, PP722SLA, PP750PJ, PP750PJA Mower, PP750PK Mower            PP750PKA Mower, PP750PS Mower            PP751HI Mower, PP751HIA Mower            PP751HK Mower, PP751HKA Mower            PP751HL Mower, PP751HLA Mower            PP752HI Mower, PP752HIA Mower            PP752HLA Mower, PP752HW Mower            PP752PHJA Mower, PP752PHK Mower            PP752PHKA Mower, PP800MI Mower            PP800MIA Mower, PP800MK Mower            PP800MKA Mower, PP800ML Mower            PP800MLA Mower, PP800MX Mower C18            P2260A Mower, PP820SA Mower            PP822SA Mower, PP850PX Mower</p>	<p><b>AYP</b> 700417, <b>Husqvarna</b> 532 70 04 17</p>



# CABLES, Throttle Control

TURFMASTER no. Image may not depict the actual size, shape, etc.	Description	Replaces	OEM no.																																		
<p><b>AAST290-623</b></p> 	<p><b>Description:</b> Throttle Control - 48" length, plastic construction. Can be mounted on bow or "T" handles. Fits 20" &amp; 22" side and rear discharge mowers.</p> <p><b>Size:</b></p> <ul style="list-style-type: none"> <li>■ Conduit Length: 1220mm</li> <li>■ Inner Wire: 1258mm</li> </ul>	<p><b>Models:</b> 70021 CH1 (96143000601) (2005-01) 7021 CH1 (96143000600) (2004-10) 7021 CH1A (954224095) (2004-06) 7021 CH1B (954224095) (2004-06)</p>	<p><b>AYP</b> 146323, 184596 719-146323, 532 14 63 23, <b>Husqvarna</b> 532 18 45 96, 532 18 45 88, 532 14 63 23</p>																																		
<p><b>WLT917-133049</b></p> 	<p><b>Description:</b> Drive Control Cable - Fits AYP equipment.</p> <p><b>Size:</b></p> <ul style="list-style-type: none"> <li>■ Conduit Length: 1520mm,</li> <li>■ Inner Wire Length: 1 613mm.</li> <li>■ Threaded end for adjustment with Z-bend on end.</li> </ul>	<p><b>Models:</b> <b>Poulan</b> PP750P Mower, PP750PA Mower, P750PS Mower, PP752HW Mower, PP850P Mower, PP850PA Mower</p>	<p><b>AYP</b> <b>Craftsman</b> 133049 87025 <b>Husqvarna</b> 539 13 30 49 917 13 30 49</p>																																		
<p><b>AAR863</b></p> 	<p><b>Description:</b> Handle Knob</p>	<p><b>Models:</b> Constructed with steel nut molded into plastic handle <b>Poulan</b> PR65Y21CB Rotary Lawn Mower PR675Y21CHC Rotary Lawn Mower PR55R21AD Lawn Mower PP55Y22CHA Rotary Lawn Mower</p>	<p><b>AYP</b> 532 18 37 24, 170146, 136376, 170148, 189713x428 532 18 55 77 532 18 04 53 532 18 97 13 532 44 50 19</p>																																		
<b>BRIGGS &amp; STRATTON</b>																																					
<p><b>AAR863</b></p> 	<p><b>Description:</b> Conduit Clamp for single cable applications. Metal tab for non-rotation. Holds conduit to engine.</p>	<p><b>Models:</b></p> <table border="0"> <tr> <td>140700 Series Engine,</td> <td>60700 Series Engine,</td> </tr> <tr> <td>80700 Series Engine</td> <td>60700 Series Engine</td> </tr> <tr> <td>80700 Series Engine</td> <td>080701-0010-99 Engine</td> </tr> <tr> <td>080701-0110-99 Engine</td> <td>080701-0176-99 Engine</td> </tr> <tr> <td>080701-9440-10 Engine</td> <td>080701-9440-20 Engine</td> </tr> <tr> <td>080701-9440-22 Engine</td> <td>080701-9440-60 Engine</td> </tr> <tr> <td>080701-9441-45 Engine</td> <td>080701-9441-53 Engine</td> </tr> <tr> <td>080701-9442-12 Engine</td> <td>080701-9442-26 Engine</td> </tr> <tr> <td>080702-0015-99 Engine</td> <td>080702-0016-99 Engine</td> </tr> <tr> <td>080702-0017-99 Engine</td> <td>080702-0018-99 Engine</td> </tr> <tr> <td>080702-0019-99 Engine</td> <td>080702-0020-99 Engine</td> </tr> <tr> <td>080702-0021-99 Engine</td> <td>080702-0115-99 Engine</td> </tr> <tr> <td>080702-0118-99 Engine</td> <td>080702-0126-99 Engine</td> </tr> <tr> <td>080702-0131-99 Engine</td> <td>080702-0140-99 Engine</td> </tr> <tr> <td>080702-0142-99 Engine</td> <td>080702-0143-99 Engine</td> </tr> <tr> <td>080702-0144-99 Engine</td> <td>080702-0145-99 Engine</td> </tr> <tr> <td>080702-0146-99 Engine</td> <td>080702-0147-99 Engine</td> </tr> </table>	140700 Series Engine,	60700 Series Engine,	80700 Series Engine	60700 Series Engine	80700 Series Engine	080701-0010-99 Engine	080701-0110-99 Engine	080701-0176-99 Engine	080701-9440-10 Engine	080701-9440-20 Engine	080701-9440-22 Engine	080701-9440-60 Engine	080701-9441-45 Engine	080701-9441-53 Engine	080701-9442-12 Engine	080701-9442-26 Engine	080702-0015-99 Engine	080702-0016-99 Engine	080702-0017-99 Engine	080702-0018-99 Engine	080702-0019-99 Engine	080702-0020-99 Engine	080702-0021-99 Engine	080702-0115-99 Engine	080702-0118-99 Engine	080702-0126-99 Engine	080702-0131-99 Engine	080702-0140-99 Engine	080702-0142-99 Engine	080702-0143-99 Engine	080702-0144-99 Engine	080702-0145-99 Engine	080702-0146-99 Engine	080702-0147-99 Engine	<p><b>Briggs</b> 220796, 295262</p>
140700 Series Engine,	60700 Series Engine,																																				
80700 Series Engine	60700 Series Engine																																				
80700 Series Engine	080701-0010-99 Engine																																				
080701-0110-99 Engine	080701-0176-99 Engine																																				
080701-9440-10 Engine	080701-9440-20 Engine																																				
080701-9440-22 Engine	080701-9440-60 Engine																																				
080701-9441-45 Engine	080701-9441-53 Engine																																				
080701-9442-12 Engine	080701-9442-26 Engine																																				
080702-0015-99 Engine	080702-0016-99 Engine																																				
080702-0017-99 Engine	080702-0018-99 Engine																																				
080702-0019-99 Engine	080702-0020-99 Engine																																				
080702-0021-99 Engine	080702-0115-99 Engine																																				
080702-0118-99 Engine	080702-0126-99 Engine																																				
080702-0131-99 Engine	080702-0140-99 Engine																																				
080702-0142-99 Engine	080702-0143-99 Engine																																				
080702-0144-99 Engine	080702-0145-99 Engine																																				
080702-0146-99 Engine	080702-0147-99 Engine																																				
<p><b>AAB132352</b></p> 	<p><b>Description:</b> Conduit Clamp - Dual or Single cable application. Accommodates any size conduit. Made of plated steel with one 5.6mm diameter hole</p>	<p><b>Models:</b> 129800 Series (0100-4401), 201400 Series (0015-0377), 126T00 Series (0004-3842), 12F700 Series (0505-2791), 12H800 Series (0652-6699), 422700, 402700, 114900, 114700, 111900, 112900, 82900, 143300, 131900, 100900, 112700, 113900,421700, 404700, 325430, 320400, 141300, 142300, 140300</p>	<p><b>Briggs</b> 22372, 692179 <b>Toro</b> 77-8280</p>																																		
<b>ECHO</b>																																					
<p><b>AARM70-82-143</b></p> 	<p><b>Description:</b> Throttle Cable</p> <p><b>Size:</b></p> <ul style="list-style-type: none"> <li>■ Conduit 799mm</li> <li>■ Cable 979mm</li> </ul>	<p><b>Models:</b> <b>Echo</b> 4300</p>	<p><b>Echo</b> P022007430 JSE2673090</p>																																		



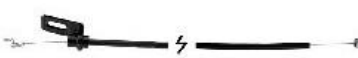
# CABLES, Throttle Control

TURFMASTER no. Image may not depict the actual size, shape, etc.	Description	Replaces	OEM no.
<p><b>AARM70-82-146</b></p> 	<p><b>Description:</b> Throttle Cable</p> <p><b>Size:</b></p> <ul style="list-style-type: none"> <li>■ Conduit 859mm</li> <li>■ Cable 1014mm</li> </ul>	<p><b>Models:</b> <b>Echo</b> SRM3800 String Trimmer 4650 Brush Cutter SRM-3800 (Type 1) (001001-040446) Straight Shaft Trimmer SRM-3800 (Type 1) (After S/N 040447) Straight Shaft Trimmer SRM-3800 (Type 1E) (After S/N 001001) Straight Shaft Trimmer</p>	<p><b>Echo</b> 178001-4323-0 JSE2673091</p>


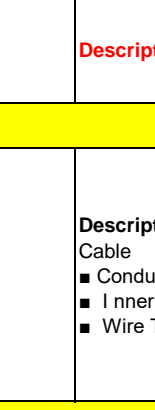
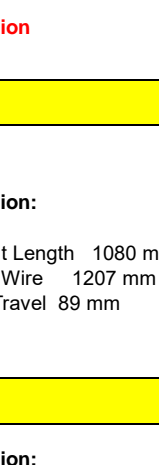
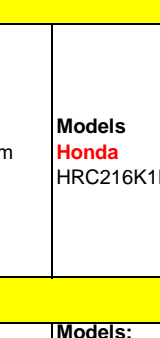
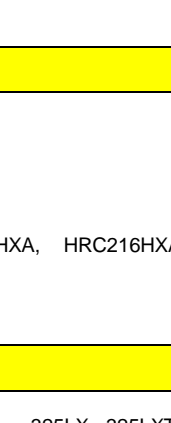

## GRAVELY

<p><b>AAST290-110</b></p> 	<p><b>Description:</b> Throttle Control Fits 5000 series with K301 Kohler engines</p> <p><b>Size:</b></p> <ul style="list-style-type: none"> <li>■ 1067mm conduit</li> <li>■ 1160mm inner wire</li> </ul>	<p><b>Models:</b> <b>GRAVELY</b></p>	<p><b>Gravely</b> 21196, 021196, 20321000, 290110</p>
<p><b>G21196 USE AAST290-110</b></p> 	<p><b>Description:</b> Gravely Positive Action Control . No detents, nylon knob, suggested mounting on the side of panel for tractor applications.</p> <p><b>Size:</b></p> <ul style="list-style-type: none"> <li>■ Conduit Size: 4.75mm,</li> <li>■ Conduit Length: 1220mm,</li> <li>■ Innerwire Length: . 1524mm,</li> <li>■ Wire Travel: 45mm.</li> </ul>	<p><b>Models:</b> <b>GRAVELY</b></p>	<p><b>Gravely</b> 8226, 20321000, 21196</p>
<p><b>G1588600</b></p>	<p>Throttle Cable</p>	<p><b>Models:</b> <b>GRAVELY</b></p>	<p><b>Gravely</b> 1588600</p>

## HOMELITE






<p><b>AARM70-82-725</b></p> 	<p><b>Description:</b> Throttle Control - For Homelite trimmer model: Easy Reach, Easy Trim and Phantom.</p> <p><b>Measures:</b></p> <ul style="list-style-type: none"> <li>■ Overall length: 432mm,</li> <li>■ Conduit length: 321mm.</li> </ul>	<p><b>Homelite</b> 725, K200 UT-20042 25cc EZ Reach String Trimmer UT-20042-A 25cc EZ Reach String Trimmer UT-20043-A 25cc EZ Reach String Trimmer UT-20022 25cc Trimmer, UT-20022-A 25cc Trimmer UT-20023-A 25cc Trimmer, UT-20002-A 25cc Trimmer UT-20003-A 25cc Trimmer, D725CD (UT-20739) Trimmer D725CD (UT-20761) Trimmer UT-20680 Trimmer, UT-20680-A Trimmer UT-20749 Trimmer, UT-20758 Trimmer UT-20769 Trimmer, UT-20769-A Trimmer UT-20785 Trimmer, UT-20806 Trimmer UT-20678 Trimmer, UT-20678-A Trimmer UT-20688 Trimmer, UT-20688-A Trimmer UT-20688-B Trimmer UT-20777 EZ Reach String Trimmer UT-20778 EZ Reach String Trimmer UT-20002 25cc Trimmer</p>	<p><b>Homelite</b> 308055002 <b>Replaces</b> UP04557 08832-02, 883202 <b>Ryobi</b></p>
<p><b>AARM70-82-755</b></p> 	<p><b>Description:</b> Throttle Control - For Homelite trimmer models: Expandit and Versi Tool.</p> <p><b>Measures:</b></p> <ul style="list-style-type: none"> <li>■ Overall length: 483mm,</li> <li>■ Conduit length: 381mm with a squared end cap.</li> <li>■ Same overall length as our AARM70-82-755 but with a 102mm longer conduit.</li> </ul>	<p><b>Models:</b> <b>Homelite</b> ST155, 825, zipstarter UT20695 (D725CDE) Trimmer, UT20713 (D725CDE) Trimmer UT20711 (D825CA) Trimmer D825CA (UT-20736) Trimmer UT20705 (D825CDP) Trimmer UT15152 (D825SB) Trimmer UT15160 (D825SB) Trimmer UT20700 (D825SD) Trimmer UT20701 (D825SD) Trimmer UT20700 (D825SD) Trimmer</p>	<p><b>Homelite</b> 09285, <b>Replaces</b> UP03020</p>
<p><b>AARM70-82-785</b></p> 	<p><b>Description:</b> Throttle Control - For Homelite trimmer models: ST155, ST185 &amp; Bandit.</p> <p><b>Measures:</b></p> <ul style="list-style-type: none"> <li>■ Overall length: 483mm,</li> <li>■ Conduit length: 280mm</li> </ul>	<p><b>Models:</b> <b>Homelite</b> ST155 ST185 BANDIT</p>	<p><b>Homelite</b> AO3006, UP04117, 0883201</p>


# CABLES, Throttle Control

TURFMASTER no. Image may not depict the actual size, shape, etc.	Description	Replaces	OEM no.
<b>HONDA</b>			
 <p><b>AAB120152</b></p>	<p><b>Description:</b> Cable</p> <ul style="list-style-type: none"> <li>■ Conduit Length 1080 mm</li> <li>■ Inner Wire 1207 mm</li> <li>■ Wire Travel 89 mm</li> </ul>	<p><b>Models</b> <b>Honda</b> HRC216K1HXA, HRC216HXA HRC216</p>	<p><b>Honda</b> 54520-VB5-P00, 54520-VB5-P01 3430261 7780505</p>
<b>HUSQVARNA</b>			
 <p><b>AARM70-82-223</b></p>	<p><b>Description:</b> Throttle Cable</p> <p><b>Size:</b></p> <ul style="list-style-type: none"> <li>■ Conduit 342 mm</li> <li>■ Cable 400 mm</li> </ul>	<p><b>Models:</b> <b>Husqvarna</b> 325LX, 325LXT, 326L, 326LX, 323 P4, 325 P4X, 325 P5X, 326 P4, 326 P4, 322C, 322L, 325CX, 325LX, 325LXT, 325RJX, 325 EX, 326EX, 323HE, 325HDA, 325HE, 326HDA, 326HE, HA850322C, 323 325 LX (2000-10) Trimmer 325 LX (2001-01) Trimmer 325 LXT (2000-01) Trimmer 325 RX (2002-01) Trimmer</p>	<p><b>Husqvarna</b> 544 17 17 01 <b>Replaces</b> 537 05 25 01 503 87 86 01</p>
 <p><b>AARM70-82-232</b></p>	<p><b>Description:</b> Throttle Cable</p> <p><b>Size:</b></p> <ul style="list-style-type: none"> <li>■ Conduit 797 mm</li> <li>■ Cable 944 mm</li> </ul>	<p><b>Models:</b> <b>Husqvarna</b> 132R 143R (2007-01) Brushcutter 153R (2007-01) Brushcutter</p>	<p><b>Husqvarna</b> 531 00 78 81</p>
 <p><b>MBC218706</b></p>	<p><b>Description:</b> Throttle Cable</p> <p><b>Size:</b></p> <ul style="list-style-type: none"> <li>■</li> </ul>	<p><b>Models:</b> <b>Husqvarna</b> 132R 143R 143R (2007-01) Brushcutter 153R (2007-01) Brushcutter</p>	<p><b>Husqvarna</b> 531 0078 67</p>
 <p><b>AARM70-82-233</b></p>	<p><b>Description:</b> Throttle Cable</p> <p><b>Size:</b></p> <ul style="list-style-type: none"> <li>■ Conduit 931 mm</li> <li>■ Cable 1040 mm</li> </ul>	<p><b>Models:</b> <b>Husqvarna</b> 225L, 225LD, 225R, 225RD, 225RJ, 227L, 227LD, 227R, 232R, 232RD 225 L (1994-06) Line Trimmer 225 L (1996-06) Line Trimmer 225 LD (1994-06) Line Trimmer 225 LD (1996-06) Line Trimmer 225 R (1994-06) Line Trimmer 225 R (1996-06) Line Trimmer 225 RD (1994-06) Line Trimmer 225 RD (1996-06) Line Trimmer 225 RJ (1994-06) Line Trimmer 225 RJ (1996-06) Line Trimmer 227 L (1999-09) Line Trimmer 227 LD (1999-09) Line Trimmer 227 R (1999-09) Line Trimmer 232 R (1998-01) Line Trimmer 232 RD (1998-01) Line Trimmer 235 R (1998-01) Line Trimmer</p>	<p><b>Husqvarna</b> 502 20 69 01</p>
 <p><b>AARM70-82-235</b></p>	<p><b>Description:</b> Throttle Cable</p> <p><b>Size:</b></p> <ul style="list-style-type: none"> <li>■ Conduit 931 mm</li> <li>■ Cable 1040 mm</li> </ul>	<p><b>Models:</b> <b>Husqvarna</b> 225L, 225LD, 225R, 225RD, 225RJ, 227L, 227LD, 227R, 232R, 232RD, 235R 225 L (1994-06) Line Trimmer 225 L (1996-06) Line Trimmer 225 LD (1994-06) Line Trimmer 225 LD (1996-06) Line Trimmer 225 R (1994-06) Line Trimmer 225 R (1996-06) Line Trimmer 225 RD (1994-06) Line Trimmer 225 RD (1996-06) Line Trimmer 225 RJ (1994-06) Line Trimmer 225 RJ (1996-06) Line Trimmer</p>	<p><b>Husqvarna</b> 502 18 98 01</p>



# CABLES, Throttle Control






TURFMASTER no. Image may not depict the actual size, shape, etc.	Description	Replaces	OEM no.
<b>AARM70-82-242</b> 	<b>Description:</b> Throttle Cable <b>Size:</b> <ul style="list-style-type: none"> <li>■ Conduit 878 mm</li> <li>■ Cable 1027 mm</li> </ul>	<b>Models:</b> <b>Husqvarna</b> 142R 142 String Trimmer 142 Brush Cutter 143R (2007-01) Brushcutter 153R (2007-01) Brushcutter	<b>Husqvarna</b> 531 00 78 82
<b>AHUS143R11-D1</b>	<b>Description:</b> Throttle Wire <b>Size:</b> <ul style="list-style-type: none"> <li>■</li> </ul>	<b>Models:</b> <b>Husqvarna</b> 143R11	<b>Husqvarna</b> 522 03 66 01
<b>AAST290-623</b> 	<b>Description:</b> Drive Cable <b>Size:</b> <ul style="list-style-type: none"> <li>■</li> </ul>	<b>Models:</b> <b>Husqvarna</b> FITS SELF PROPELLED WALKBEHIND MOWERS	<b>Husqvarna</b> 174318, 184587, 532 13 70 76, 532 14 63 23, 532 18 45 87, 532 18 45 88, 532 70 06 15
<b>AARM70-82-245</b>	<b>Description:</b> Throttle Cable <b>Size:</b> <ul style="list-style-type: none"> <li>■</li> </ul>	<b>Models:</b> <b>Husqvarna</b>	<b>Husqvarna</b> 560 01 40 04
<b>AARM70-82-265</b>	<b>Description:</b> Throttle Cable <b>Size:</b> <ul style="list-style-type: none"> <li>■</li> </ul>	<b>Models:</b> <b>Husqvarna</b>	<b>Husqvarna</b> 503 11 76 01
<b>KAWASAKI</b>			
<b>MBC212249</b> 	<b>Description:</b> Cable Long <b>Size:</b> <ul style="list-style-type: none"> <li>■</li> </ul>	<b>Models:</b> <b>Kawasaki</b> TD40	54012-2343
<b>MBC573638</b>	<b>Description:</b> Cable Short <b>Size:</b> <ul style="list-style-type: none"> <li>■</li> </ul>	<b>Models:</b> <b>Kawasaki</b> TD40	54012-2423
<b>KAW540122359</b> 	<b>Description:</b> Throttle Cable <b>Size:</b> <ul style="list-style-type: none"> <li>■ 160mm</li> <li>■ 205mm</li> <li>■ fits Walbro Carburetors</li> </ul>	<b>Models:</b> <b>Kawasaki</b> TD18, TG18, TD20, TG24M TG25, TG028D, TG33, TH034D, TH043, TH048D, TH034D AC57 2 Stroke Engine TH043D CJ80 2 Stroke Engine TG028D CD04 2 Stroke Engine TH048D CJ80 2 Stroke Engine TH048D DJ80 2 Stroke Engine	54012-2359, 54012-2342
<b>A8R67-159 ACABKAWTH43</b> 	<b>Description:</b> Cable <b>Size:</b> <ul style="list-style-type: none"> <li>■</li> </ul>	<b>Models:</b> <b>Kawasaki</b> TH43	54012-2362

<b>CABLES, Throttle Control</b>			
<b>TURFMASTER no.</b> Image may not depict the actual size, shape, etc.	Description	Replaces	OEM no.
<b>MBC212250</b> 	<b>Description:</b> Cable Case <b>Size:</b> ■ <b>OEM IN STOCK KAW32099-2326</b>	<b>Models: Kawasaki</b> TD40 TF022D, TG028D, TEX45D TH43D, TH034D, TH048D TEX45D AC54 2 Stroke Engine TH034D AC57 2 Stroke Engine TH043D CJ80 2 Stroke Engine TEX45D AC63 2 Stroke Engine TEX45D DC63 2 Stroke Engine TEX45D EC63 2 Stroke Engine TJ027E AF00 2 Stroke Engine TH048D CJ80 2 Stroke Engine TH048D DJ80 2 Stroke Engine KRB750B Back Pack Leaf Blower KRB750B-A3 Back Pack Leaf Blower	32099-2140 <b>Use</b> 32099-2326 Kawasaki Mitsubishi Maruyama
<b>KUDU / Grazer / Terrier</b>			
<b>K312</b>	<b>Description:</b> Throttle Cable <b>Size:</b> ■	<b>Models: Kudu</b> Kudu 750	<b>Kudu</b> K312
<b>K312K</b>	<b>Description:</b> Throttle Cable <b>Size:</b> ■ Old Type	<b>Models: Kudu</b> Kudu 750	<b>Kudu</b> K312K
<b>K312T</b>	<b>Description:</b> Throttle Cable <b>Size:</b> ■	<b>Models:</b> <b>Grazer</b> 750	<b>Grazer</b> K312T
<b>TER011</b>	<b>Description:</b> Throttle Cable <b>Size:</b> ■	<b>Models:</b> <b>Terrier</b> 660	<b>Terrier</b> TER011
<b>MARUYAMA</b>			
<b>MBC218706</b>	<b>Description:</b> CABLE ASSY <b>Size:</b> ■	<b>Models: Maruyama</b>	<b>Maruyama</b> 218706
<b>MBC223051</b>	<b>Description:</b> CABLE ASSY <b>Size:</b> ■	<b>Models: Maruyama</b>	<b>Maruyama</b> 223051
<b>MBC649337</b>	<b>Description:</b> CABLE ASSY <b>Size:</b> ■	<b>Models: Maruyama</b> BL5100, BL8100	<b>Maruyama</b> 649337 <b>Kawasaki</b> 54012-2629
<b>MBC213444</b>	<b>Description:</b> CABLE ASSY <b>Size:</b> ■	<b>Models: Maruyama</b> BC230	<b>Maruyama</b> 213444
<b>MBC119620</b>	<b>Description:</b> CABLE ASSY <b>Size:</b> ■	<b>Models: Maruyama</b>	<b>Maruyama</b> 119620
<b>MBC226573</b>	<b>Description:</b> CABLE ASSY <b>Size:</b> ■	<b>Models: Maruyama</b>	<b>Maruyama</b> 226573
<b>MBC228400C</b>	<b>Description:</b> CABLE <b>Only</b> <b>Size:</b> ■	<b>Models: Maruyama</b>	<b>Maruyama</b> 228400C








<b>CABLES, Throttle Control</b>			
<b>TURFMASTER no.</b> Image may not depict the actual size, shape, etc.	Description	Replaces	OEM no.
<b>MBC220297</b>	Description: CABLE <b>W/O Harness</b> Size: ■	Models: <b>Maruyama</b>	<b>Maruyama</b> 220297
<b>MITSUBISHI</b>			
<b>PM330-48</b> <b>PM520-68</b> 	Description: Throttle Cable <b>Long</b> Size: ■ Outer 950mm ■ Inner 1130mm	Models: <b>Mitsubishi</b> TL33, TL43, TL52	<b>Mitsubishi</b> 91001172 91001-172
<b>PM330-48</b>	Description: Throttle Cable Size:	Models: <b>Mitsubishi</b> TL33	<b>Mitsubishi</b> ????
<b>MBC218706</b>	Description: Throttle Cable Size:	Models: <b>Mitsubishi</b> TL43 TL52 <b>Power Pro</b> (68) CG260B-CE.1.1.1	<b>Mitsubishi</b> KR21027AA
<b>PM520-68</b>	Description: Throttle Cable Size:	Models: <b>Mitsubishi</b> TL52	<b>Mitsubishi</b>
<b>ACABMITT200LAT</b> <b>AALMITT200CABLE</b>	Description: Throttle Cable (Later Models) Size: ■	Models: <b>Mitsubishi</b> T200, Later Models	<b>Mitsubishi</b>
<b>MBC575368</b>	Description: Throttle Cable Short Size: ■	Models: <b>Mitsubishi</b> T240	<b>Mitsubishi</b> KR22005EA
<b>MBC574421</b>	Description: Throttle Cable Long Size: ■	Models: <b>Mitsubishi</b> T240	<b>Mitsubishi</b> KR210030A
<b>MBC260342</b> 	Description: Cable Coupler Size: ■	Models: <b>Mitsubishi</b> T240	<b>Mitsubishi</b> KR22005AA003
<b>MTD</b>			
<b>AAST290-278</b> 	Description: Throttle Control Fits models Size: ■ Conduit Length: 937 mm ■ Cable Length: 1095 mm, ■ Heavy "Z" bends on both ends.	Models: Fits 1991 and newer <b>MTD</b> push mowers with Briggs engines. Models 030-042, 030-414, 030-416, 030-418, 030-424, 030-426, 030-428, 030-446, 030-448, 030-456, 030-458, 030-506, 030-508, 030-570 and 030-580. <b>Yard Machine</b> 11A 116 Walk Behind Lawn Mower	<b>MTD</b> 746-0553, 946-0553









# CABLES, Throttle Control

TURFMASTER no. Image may not depict the actual size, shape, etc.	Description	Replaces	OEM no.
<p><b>AAR12965</b></p> 	<p><b>Description:</b> Deck Engagement Cable for MTD. Fits 13**7** model riders built after 2004.</p> <p><b>Size:</b></p> <ul style="list-style-type: none"> <li>Overall Length including Spring: 1416 mm.</li> <li>Conduit Length (from mounting face to mounting face: 970 mm,</li> <li>Spring Length: 153 mm</li> </ul>	<p>Selected MTD / Troy Bilt &amp; White ride on lawnmower models including:            38" cut MTD 13A1762F670 13.5hp, 13AM771F670            16hp Vari Speed 2005 models, 13A1762F370 13.5hp, 13AC762F670 13.5hp,            13AM771F670 15.5hp Vari Speed 2008 models.            42" cut MTD 13AD791G670 17.5hp Hydro, 13A7771G670            18hp Vari Speed 2005 models, 13AO771G670 (Black) 18.5hp Vari Speed 2006 models, 13AN772G370            17.5hp,13AT771G620, 13AT775G370 20hp Vari Speed 2008 models.            42" cut Troy Bilt 13AT775G370 20hp 2008 models.            46" cut White Outdoor LT546G 13AN775H790 Vari Speed 2008 models.MTD 13AC762F719 13AC762F098            13AM772F304 13AM772F372 13AM772F401 13AM772F720            13AM772F730 13AM772F301 13AM772F709 13AM772F371            13AM772F307 13AM772F513 13AM772F713 13AM772F382            13AM772F121 13AM772F205 13AM772F705 13AM772F706            13AM772F026 13AM772F726 13AM772F054 13AM772F745            13AM772F754 13AM772F704 13AM772F029 13AM772F229            13AM772F134 13AM772F138 13AM772F729 13AM772F929            13AM772F129 13AM772F151 13AM772F206 13AM772F308            13AM772F033 13AM772F019 13AM772F057 13AM772F118            13AM772F131 13AM772F022 13AM772F722 13AM772F002            13AM772F715 13AM772F077 13AM772F977 Riding Lawn Mower</p>	<p><b>MTD</b>            746-04173A            746-04173B            746-04173C            946-04173            946-04173A            946-04173B            946-04173C</p>
<p><b>AA46-317</b></p> 	<p><b>Description:</b> MTD Safety Control Cable. braided innerwire, die cast Z-bend on each end.</p> <p><b>Size:</b></p> <ul style="list-style-type: none"> <li>Conduit Length: 1105 mm,</li> <li>Innerwire Length: 1309 mm,</li> <li>Innerwire Dia.: .1.5 mm.</li> </ul>	<p><b>Models: MTD</b>            Fits many walkbehind mowers built between 1983 and 1989</p>	<p><b>MTD</b>            746-0477A            746-0477</p>
<p><b>AAR10688</b></p> 	<p><b>Description:</b> Safety control cable - Used on MTD push mower models 040, 050, 060, 070, 080 and 090. Used on self-propelled models 100, 200, 400 and 700. 1990 thru 2000.</p> <p><b>Size:</b></p> <ul style="list-style-type: none"> <li>Conduit Length: 1016 mm</li> <li>Cable Length: 1178 mm,</li> <li>Heavy "Z" bend on both ends.</li> </ul>	<p><b>Models: MTD</b>            115-733B147 115-735A000 115-738C000 114-050A000            114-051A352 114-060A000 114-061F000 114-062A302            114-070A000 114-072A000 114-076A141 114-080A134            114-081B352 114-082A000 114-085A147 114-088A141            114-105A302 114-106A020 114-107A147 114-107C087            114-108A000 114-410A000 114-411A372 114-412A020            114-415A302 114-417D129 114-418A129 114-423C352            114-423D352 114-428A000 114-505A302 114-507D062            114-508A000 114-508H141 114-508Q352 114-735A302            114-736A020 114-737A147 114-737C087 114-738A000            115-050A352 115-060A009 115-081B147 115-081B308            115-082A089 115-082A129 115-082A134 115-082A136            115-082A302 115-082A352 115-084A023 115-084A302            115-410A084 115-410A147 115-410A372 115-412A134            115-418C134 115-428C023 115-428C141 115-507D147            115-508C192 115-508C302 115-508C352 Walk Behind Lawn Mowers</p>	<p><b>MTD</b>            746-0550</p>
<p><b>AAR11511</b></p> 	<p><b>Description:</b> Safety control cable -</p> <p><b>Size:</b></p> <ul style="list-style-type: none"> <li>Conduit Length: 1093 mm</li> <li>Inner Wire Length: 1258mm,</li> <li>Wire travel: ___". Push in clips with heavy "Z" bends on each end.</li> </ul>	<p><b>Models:</b> Used on <b>MTD</b> mowers. Fits model 440, E466 and 469 series.</p>	<p><b>MTD</b>            746-0551</p>
<p><b>AAST290-278</b></p> 	<p><b>Description:</b> Safety control cable - Fits 1991 and newer MTD push mowers with Briggs engines.</p> <p><b>Size:</b></p> <ul style="list-style-type: none"> <li>Conduit Length: 938 mm</li> <li>Cable Length: 1195 mm,</li> <li>Heavy "Z" bends on both ends.</li> </ul>	<p><b>Models</b> 030-042, 030-414, 030-416, 030-418, 030-424, 030-426, 030-428, 030-446, 030-448, 030-456, 030-458, 030-506, 030-508, 030-570 and 030-580.</p>	<p><b>MTD</b>            746-0553</p>







# CABLES, Throttle Control

TURFMASTER no. Image may not depict the actual size, shape, etc.	Description	Replaces	OEM no.
<p><b>AAR11513</b></p> 	<p><b>Description:</b> Safety control cable - Used on MTD mowers. Fits 1990 thru 1996 walk behind model s</p> <p><b>Size:</b></p> <ul style="list-style-type: none"> <li>■ Conduit Length: 1030 mm"</li> <li>■ Inner Wire Length: 1195 mm,</li> <li>■ Wire travel: ___"</li> <li>■ Push in clips with heavy "Z" bends on each end.</li> </ul>	<p><b>Models:</b> Walk behind model series 300, 400 and 500. For 1998 &amp; up model series 070 &amp; 100. For 1990 &amp; up self propelled model srries 300, 400 &amp; 500.</p>	<p><b>MTD</b> 746-0554</p>
<p><b>AAB13186</b></p> 	<p><b>Description:</b> Clutch Cable - Used on push mowers.</p> <p><b>Size:</b></p> <ul style="list-style-type: none"> <li>■ Overall Length: 1500 mm</li> <li>■ Conduit Length: 1210 mm</li> <li>■ Cable Length: 1385 mm,</li> <li>■ Wire travel: 6165 mm,</li> <li>■ Spring Length: 115 mm</li> </ul>	<p><b>Models: MTD</b></p> <p>126-260-000 (1986) Lawn Mower 126-262-000 (1986) Lawn Mower 4006126-262-120 (1986) Lawn Mower 127-260-000 (1987) Lawn Mower 127-260-009 (1987) Lawn Mower 127-262-000 (1987) Lawn Mower 260-014 (1987) Lawn Mower 262-014 (1987) Lawn Mower 262-032 (1987) Lawn Mower 127-262-120/4007 (1987) Lawn Mower 651-305 (1987) Lawn Mower 127-262-157 (1987) Lawn Mower 127-262-175 (1987) Lawn Mower</p>	<p><b>MTD</b> 746-0600</p>
<p><b>AAR9681</b></p> 	<p><b>Description:</b> MTD Choke Cable. Fits 600 &amp; 800 series, front engine tractors, 1989-1997.</p> <p><b>Size:</b></p> <ul style="list-style-type: none"> <li>■ Overall Length: 665 mm,</li> <li>■ Conduit Length: 1170 mm.</li> </ul>	<p><b>Models:</b> 144P828H000, 144Q828H118, 144Q828H119, 145J828P118 and Lowes 139-658-062</p>	<p><b>MTD</b> 746-0613, 746-0613A, 946-0623A</p>
<p><b>AAR88337</b></p> 	<p><b>Description:</b> Clutch Cable -</p> <p><b>Size:</b></p> <ul style="list-style-type: none"> <li>■ Conduit Length: 940 mm,</li> <li>■ Total Length: 1220 mm</li> </ul>	<p><b>Models:</b> Fits most <b>MTD</b> self propelled walk behind mowers with cog front wheels.</p>	<p><b>MTD</b> 746-0629</p>
<p><b>AAR10687</b></p> 	<p><b>Description:</b> Throttle Cable - Fits walk behind mowers.</p> <p><b>Size:</b></p> <ul style="list-style-type: none"> <li>■ Conduit length: 940 mm,</li> <li>■ Inner wire length: 1067 mm,</li> <li>■ Z-bends on both ends</li> </ul>	<p><b>Models: MTD</b> 136-501-000 136-502-000 136-503-000 136-504-000 136-505-000 136-506-000 136-507-000 136-508-000 136-511-000 136-512-000 136-513-000 136-514-000 136-515-000 136-516-000 136-517-000 136-518-000 115-070-000 115-076-000 117-502-009 137-501-000 137-503-000 14AU848H300 137-504-000 501-079 504-032 138-503-000 138-504-000 138-506-401 118-506R206 139-503-000 139-513-000 139-514-000 502-033 14AK825H033 14AS825H033 Riding Lawn Mower</p>	<p><b>MTD</b> 746-0630, 746-063A</p>
<p><b>AAB12137</b></p> 	<p><b>Description:</b> Throttle Cable - For walk behind and self propelled MTD walk behind mowers that require a 1347 mm green tip.</p> <p><b>Size:</b></p> <ul style="list-style-type: none"> <li>■ Conduit length: 1360 mm,</li> <li>■ Inner wire length: 1445 mm,</li> <li>■ Z-bends on both ends.</li> <li>■ Spring length: 216 mm,</li> <li>■ Wire travel: 70 mm</li> </ul>	<p><b>Models: MTD</b> 114-070A054, 114-072A009, 114-072A054, 114-418A134, 114-428A016 and 115-082A089, 1992 and newer push and self-propelled mowers with Briggs &amp; Stratton engines</p>	<p><b>MTD</b> 746-0632, 746-0671A, 746-0843, 746-0474, 746-0671A, 946-0671A</p>
<p><b>AAB12138</b></p> 	<p><b>Description:</b> Throttle Cable</p> <p><b>Size:</b></p> <ul style="list-style-type: none"> <li>■ Conduit length: 55-3/8",</li> <li>■ Inner wire length: 57-3/4" -</li> <li>■ Z-bends on both ends.</li> <li>■ Wire travel: 2-1/2"</li> </ul>	<p><b>Models:</b> 11A 113 114 115 116 123 124 125 126 127 129 282 428C 12872 12222C Walk Behind Lawn Mower - Fits <b>MTD</b> models: 1992 and newer push &amp; self propelled mowers with Briggs and Stratton engines. Fits models 083, 088, 123-238, 246, 328, 338, 414, 416, 418, 424, 426, 428, 446, 448, 456, 458, 460-479, 488, 518, 528.</p>	<p><b>MTD</b> 746-0671A 746-0672, 746-0674A 746-0843 946-0671A 746-0474 746-0842</p>




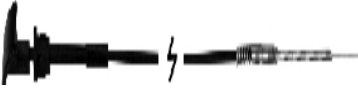
# CABLES, Throttle Control

TURFMASTER no. Image may not depict the actual size, shape, etc.	Description	Replaces	OEM no.
<p><b>AAR11517</b></p> 	<p><b>Description:</b> Engine Stop Cable <b>Size:</b></p> <ul style="list-style-type: none"> <li>Conduit Length: 48-1/4"</li> <li>Cable Length: 60-1/4",</li> <li>Heavy "Z" bend on both ends.</li> </ul>	<p><b>Models:</b> <b>MTD</b> 11A-021C033 Walk Behind Lawn Mower - Fits most MTD side discharge mowers 1986 and prior. Snap fit to handle.</p>	<p><b>MTD</b> 746-0946, 946-0946</p>
<p><b>AAB12138</b></p> 	<p><b>Description:</b> Throttle Cable - For walk behind and self propelled MTD walk behind mowers that require a 61" black tip. <b>Size:</b></p> <ul style="list-style-type: none"> <li>Conduit length: 61-3/8",</li> <li>Inner wire length: 64-3/8",</li> <li>Z-bends on both ends.</li> <li>Spring length: 8-1/2"</li> </ul>	<p><b>Models:</b> 362-014 364-013 364-040 127-262-120/4007 651-305 127-322-120/7007 127-362-120/8007 127-192-081 127-192-327 127-196-327 127-212-034 127-212-062 127-212-141 127-216-050 127-262-157 127-262-175 127-262-305 114-808C000 113-808C000 127-322-042 127-322-051 127-322-083 127-322-192 127-362-064 127-362-083 127-362-086 127-364-023 127-364-059 127-364-081 127-364-087 127-364-111 127-364-135 127-364-157 127-364-192 127-365-050 137-322-039 137-322-045 137-322-072 137-322-327 137-322-331 Mdl 192 Mdl 366 127-182-205 128-216R000 128-166B401 128-166R401 128-176B401 128-176E401 128-176R401 128-177R401 128-216E000 128-466R000 128-467R000 128-468R000 128-442R000 128-469R000 128-452R000 128-470R000 128-456R000 128-459R000 128-471R000 128-464R000 128-472R000 128-465R000 128-473R000 128-466B000 128-474R000 128-475R000 128-476B000 128-476R000 12871-8 128-477R000 12872-8 128-478B000 12884-8 128-478R000 Walk Behind Lawn mower</p>	<p><b>MTD</b> 746-0674, 746-0674A</p>
<p><b>AAR10684</b></p> 	<p><b>Description:</b> MTD Self Propelled Control Cable. Fits 21" walk behind mowers, Z-bend on each end. <b>Size:</b></p> <ul style="list-style-type: none"> <li>Overall Length: 57",</li> <li>Conduit Length: 53".</li> </ul>	<p><b>Models</b> 120-476R033 (75523) (1990) 120-478B033 (75524) (1990) 121-478B033 (75524) (1991) 121-476R033 (75523) (1991) 122-476R033 (75523) (1992) 122-478B033 (75524) (1992) 122-478R033 (1992) 124-478C033 (1994) 125-488Q033 (1995) 12A-379B033 (2000) 12A-378N033 (1997) 12A-378N733 (1997) 12A-379B033 (2001) Self-Propelled Walk-Behind Mower 126-478C729 (725-493) (1996) Lawn Mower</p>	<p><b>MTD</b> 746-0713, 746-0713A</p>
<p><b>AAR9569</b></p> 	<p><b>Description:</b> Throttle Cable - Fits 1995 thru 1998 MTD riders models: 135 and 136 with Briggs engines only. <b>Size:</b></p> <ul style="list-style-type: none"> <li>Conduit length: 18-1/2",</li> <li>Inner wire length: 21-1/2",</li> <li>Z-bends on both ends,</li> <li>Wire Travel: 2-1/4"</li> </ul>	<p><b>Models:</b> <b>MTD</b> 130-632-000 130-633-000 130-637-000 130-638-000 130-641-000 130-642-000 130-643-000 136C450F129 130-647-000 136E470F023 136G679H023 130-648-000 136G690G747 13655-7 130-651-000 130-652-000 130-653-000 130-657-000 130-658-000 130-658F000 135-600-000 135C451E000 135C452E000 135C472E000 135E450F000 135E470F023 135G665G000 135G675G147 135G679H000 135H450E089 135H450F129 137-530-000 137-531-000 137-532-000 137-533-000 137-537-000 137-540-000 137-541-000 137-542-000 137-543-000 137-547-000 137-551-000 137-552-000 137-553-000 137-557-000 137-560-000 137-561-000 137-562-000 137-567-000 135H660F000 135L470F023 137-600-000 137-601-000 137-602-000 137-603-000 Riding Lawn Mower</p>	<p><b>MTD</b> 746-0776, 746-0638,</p>
<p><b>AAB120152</b></p> 	<p><b>Description:</b> Throttle Control Head assembly.</p>	<p><b>Models:</b> 132-657-F062, 139-652-352 riders with 36", 38" and 46" cut decks</p>	<p><b>MTD</b> 831-0796A, 831-0823A</p>
<p><b>AAR9682</b></p> 	<p><b>Description:</b> Choke Control - Fits on mid-sized MTD rear engine riders. <b>Size:</b></p> <ul style="list-style-type: none"> <li>Conduit Length: 34",</li> <li>Overall Length: 41",</li> <li>Inner wire length: 39-1/4",</li> <li>Wire travel: 1-1/2"</li> </ul>	<p><b>Models:</b> 134B560B/000/054/205/336, 134G660G/302/352/119 and 134G670G/000/009/147</p>	<p><b>MTD</b> 746-0614A 946-0614A</p>

# CABLES, Throttle Control

TURFMASTER no. Image may not depict the actual size, shape, etc.	Description	Replaces	OEM no.
<p><b>AAR9683</b></p> 	<p><b>Description:</b> Choke Control - Fits on MTD lawn tractors</p> <p><b>Size:</b></p> <ul style="list-style-type: none"> <li>■ Conduit Length: 18-3/4",</li> <li>■ Overall Length: 26",</li> <li>■ Inner wire length: 24-1/4",</li> <li>■ Wire travel: 1-1/2"</li> </ul>	<p><b>Models:</b> 134B451E196, 134C450E000, 134C450E132, 134C451E352, 134E470F023 and 134E660F301</p>	<p><b>MTD</b> 746-0616, 746-0616A, 946-0616A</p>
<p><b>AAR9855</b></p> 	<p><b>Description:</b> Throttle Cable -</p> <p><b>Size:</b></p> <ul style="list-style-type: none"> <li>■ Conduit length: 35",</li> <li>■ Inner wire length: 38",</li> <li>■ Z-bends on both ends.</li> <li>■ Wire travel: 3"</li> </ul>	<p><b>Models:</b> 600-609, 660-669, 670-679, 690-699 series tractors with twin cylinder engines, 820-829 and 840-846</p>	<p><b>MTD</b> 746-0634 746-0634A 946-0634A</p>
<p><b>AAR9569 YAR7460638</b></p> 	<p><b>Description:</b> Throttle Cable - Fits 1995 thru 1998 MTD riders models: 135 and 136 with Briggs engines only.</p> <p><b>Size:</b></p> <ul style="list-style-type: none"> <li>■ Conduit length: 18-1/2",</li> <li>■ Inner wire length: 21-1/2",</li> <li>■ Z-bends on both ends,</li> <li>■ Wire Travel: 2-1/4"</li> </ul>	<p><b>Models:</b> 130-632-000 130-633-000 130-637-000 130-638-000 130-641-000 130-642-000 130-643-000 136C450F129 130-647-000 136E470F023 136G679H023 130-648-000 136G690G747 13655-7 130-651-000 130-652-000 130-653-000 130-657-000 130-658-000 130-658F000 135-600-000 135C451E000 135C452E000 135C472E000 135E450F000 135E470F023 135G665G000 135G675G147 135G679H000 135H450E089 135H450F129 137-530-000 137-531-000 137-532-000 137-533-000 137-537-000 137-540-000 137-541-000 137-542-000 137-543-000 137-547-000 137-551-000 137-552-000 137-553-000 137-557-000 137-560-000 137-561-000 137-562-000 137-567-000 135H660F000 135L470F023 137-600-000 137-601-000 137-602-000 137-603-000 Riding Lawn Mower</p>	<p><b>MTD</b> 746-0638, 746-0776, 946-0776</p>
<p><b>YAR7460800 (?) YAR7460748</b></p> 	<p><b>Description:</b> Throttle Control</p> <p><b>Size:</b></p> <ul style="list-style-type: none"> <li>■ 51"</li> <li>■ 52"</li> </ul>	<p><b>Models:</b> <b>MTD</b></p>	<p><b>MTD</b> 746-0748, 7460748, 746-0800, 7460800 11309, 11609, 2142-065, 706-10980-01, 706-433093-F, 746-0202, 746-0203, 746-0279, 746-0322, 746-0380, 746-0437, 746-0560, L 746-0741, 746-0748, 746-0800,</p>
<p><b>AAR9840</b></p> 	<p><b>Description:</b> Throttle Control -</p> <p><b>Size:</b></p> <ul style="list-style-type: none"> <li>■ Conduit length including spring): 51-3/4",</li> <li>■ Inner wire length: 52",</li> <li>■ Z-bend on end,</li> <li>■ Wire travel: 1-11/32"</li> </ul>	<p><b>Models:</b> 019 070 072 080 110 111 119 120 121 200 202 220 222 280 282 Walk Behind Lawn Mower</p>	<p><b>MTD</b> 746-0801 946-0802A, 746-0646, 746-0745</p>
<p><b>AAR9133</b></p> 	<p><b>Description:</b> Throttle cable fits 1992 &amp; later push mowers with B&amp;S engines</p> <p><b>Size:</b></p> <ul style="list-style-type: none"> <li>■ 51 - 1/4"</li> <li>■ 53 - 5/8" "Z"</li> </ul>	<p><b>Models:</b> <b>MTD</b> 030 - 040, 050 - 063, 070 - 088, 092 - 098, 108, 206, 260 - 265, 280 - 282, 440, 442, 450, 452, 460, 479, 500 - 508, 570. 11A 113 114 115 116 123 124 125 126 127 129 282 428C 12872 12222C Walk Behind Lawn Mower</p>	<p><b>MTD</b> 746-0842</p>

# CABLES, Throttle Control





TURFMASTER no. Image may not depict the actual size, shape, etc.	Description	Replaces	OEM no.
<p><b>AAR9132</b></p> 	<p><b>Description:</b> Cable Throttle</p> <p><b>Size:</b> ■</p>	<p><b>Models" MTD</b> 11A 113 114 115 116 123 124 125 126 127 129 282 428C 12872 12222C Walk Behind Lawn Mower fits 1992 &amp; later push &amp; self-propelled mowers with B&amp;S engines 083, 088, 123 - 238, 246, 328, 338, 414, 416, 418, 424, 426, 428, 446, 448, 456, 458, 460 - 479, 488, 518, 528 "Z"</p>	<p><b>MTD</b> 746-0843, 746-0671A, 946-0671A 7460843, 9460671A, 7460671A, 7460671, 7460642, 7460632, 7460474, 7460842,</p>
<p><b>AA60-005</b></p> 	<p><b>Description:</b> Housing</p>	<p><b>Models: MTD, Cub Cadet</b> 115-060A000 115-061B000 115-070A302 115-076C141 115-081B000 115-082A000 115-083B147 115-086F134 115-410A000 115-412A129 115-413A000 115-414A302 115-418C129 115-423A382 115-425A000 115-426F372 115-428C000 115-504A000 115-507D000 115-508R141 115-515A352 115-518C000 115-733B147 115-735A000 115-738C000 115-808C000 114-030A000 114-031F000 114-040A000 114-041A302 114-041F000 114-050A000 114-051A352 114-060A000 114-061F000 114-062A302 114-070A000 114-072A000 114-076A141 114-080A134 114-081B352 114-082A000 114-085A147 114-088A141 114-105A302 114-106A020 114-107A147 114-107C087 114-108A000 114-410A000 114-411A372 114-412A020 114-415A302 114-417D129 114-418A129 114-423C352 114-423D352 114-428A000 114-505A302 114-507D062 114-508A000 114-508H141 114-508Q352 114-517A302 114-518A000 114-572A000 114-735A302 114-736A020 114-737A147 114-737C087 114-738A000 114-808C000 Walk Behind Lawn Mower</p>	<p><b>MTD</b> 746-0875, 946-0875, 646-0875</p>
<p><b>AA60-007</b></p> 	<p><b>Description:</b> Throttle lever</p>	<p><b>Models: MTD, Cub Cadet</b> 115-061B000 115-070A302 115-076C141 115-081B000 115-082A000 115-083B147 115-086F134 115-410A000 115-412A129 115-413A000 115-414A302 115-418C129 115-423A382 115-425A000 115-426F372 115-428C000 115-504A000 115-507D000 115-508R141 115-515A352 115-518C000 115-733B147 115-735A000 115-738C000 115-808C000 114-030A000 114-031F000 114-040A000 114-041A302 114-041F000 114-050A000 114-051A352 114-060A000 114-061F000 114-062A302 114-070A000 114-072A000 114-076A141 114-080A134 114-081B352 114-082A000 114-085A147 114-088A141 114-105A302 114-106A020 114-107A147 114-107C087 114-108A000 114-410A000 114-411A372 114-412A020 114-415A302 114-417D129 114-418A129 114-423C352 114-423D352 114-428A000 114-505A302 114-507D062 114-508A000 114-508H141 114-508Q352 114-517A302 114-518A000 114-572A000 114-735A302 114-736A020 114-737A147 114-737C087 114-738A000 114-808C000 Walk Behind Lawn Mower</p>	<p><b>MTD</b> 746-0876, 946-0876</p>
<p><b>AAR11519</b></p> 	<p><b>Description:</b> Choke Control - Fits MTD models 662-672 and 678.</p> <p><b>Size:</b> ■ Conduit Length: 29", ■ Inner wire length: 32", ■ Wire travel: 1-1/2", ■ "Z" bend on end.</p>	<p><b>Models: MTD</b> 13AM673G733 (1997), 13AG675G733, 13A6698H033 (1998), 13AM673G033 (1997), 13AM673G033 (1999), 13AM673G033 (1998), 13AN698G033 (1999), 13AN698G033 (1998), 13AS698G033 (1999), 13AM673G033 (2000), 13AN673G033 (2000), 13AN698G033 (2000), 13AM673G033 (2001), 13AN698G033 (2001),</p>	<p><b>MTD</b> 746-3021</p>



# CABLES, Throttle Control


TURFMASTER no. Image may not depict the actual size, shape, etc.	Description	Replaces	OEM no.
<p><b>YAR8110185 AA60-016</b></p> 	<p><b>Description:</b> Throttle Control Head Assy. - Includes: MTD#s 746-0875 and 746-0876. For use with our ??? throttle cables.</p>	<p><b>Models: MTD, Cub Cadet</b>            115-041A000 115-050A000 115-060A000 115-061B000            115-070A302 115-076C141 115-081B000 115-082A000            115-083B147 115-086F134 115-410A000 115-412A129            115-413A000 115-414A302 115-418C129 115-423A382            115-425A000 115-426F372 115-428C000 115-504A000            115-507D000 115-508R141 115-515A352 115-518C000            115-733B147 115-735A000 115-738C000 115-808C000            114-030A000 114-031F000 114-040A000 114-041A302            114-041F000 114-050A000 114-051A352 114-060A000            114-061F000 114-062A302 114-070A000 114-072A000            114-076A141 114-080A134 114-081B352 114-082A000            114-085A147 114-088A141 114-105A302 114-106A020            114-107A147 114-107C087 114-108A000 114-410A000            114-411A372 114-412A020 114-415A302 114-417D129            114-418A129 114-423C352 114-423D352 114-428A000            114-505A302 114-507D062 114-508A000 114-508H141            114-508Q352 114-517A302 114-518A000 114-572A000            114-735A302 114-736A020 114-737A147 114-737C087            114-738A000 114-808C000 Walk Behind Lawn Mower</p>	<p><b>MTD</b>            811-0185,            811-00500,            811-00303</p>
<p><b>AAB120152</b></p> 	<p><b>Description:</b> Throttle Control Head assembly.            Fits models 132-657-F062, 139-652-352 riders with 36", 38" and 46" CUT DECKS.</p>	<p><b>Models: MTD</b>            219-381-009, 219-381-084, 219-385-000, 219-405-000,            219-405-009, 219-405-013, 219-405-084, 219-406-000            219-406-016, 219-430-000, 8852/850-2957, 310-192,            310-206, 310-327, 381-192, 381-206, 381-305,            381-327 405-192, 405-206, 405-327, 406-192, 430-            206, 430-327 129-366B023 219-031-034/223-8933-00            219-310-023            219-310-031/B063-089, 219-310-032, 219-310-046,            219-310-055/481-4026, 219-310-059, 219-381-169/60944            219-381-170/60944, 219-405-023, 219-406-034/223-8934-            00 219-406-105, 219-406-118/SWC28714 219-430-            031/2832-475 219-430-032, 210-310-000, 210-310-014,            210-320-000,            210-381-000, 210-381-014, 210-405-000, 210-405-013            210-406-000, 210-430-000, 210430 210700, 310-009,            310-046, 381-009, 405-009, 405-046, 430-046,            210-310-032, 210-310-034/2239015-00,            210-310-054/481-4026, 210-310-059, 210-310-083,            210-310-087, 210-310-092, 210-310-105/23832, 210-</p>	<p><b>MTD</b>            831-0823A            831-0796A</p>
<p><b>YAR7461085A</b></p> 	<p><b>Description:</b> For many lawn and garden tractor models.  <b>Size:</b>            ■ Overall Length: 39"            ■ Conduit Length: 37"            ■ Found on Yardman, MTD lawn tractors, 42" cut (2000 &amp; newer)</p>	<p><b>Models:</b> 13A1762F098 13A3762F304 13A3762F372            13A3762F401 13A3762F720 13A3762F730 13A3762F301            13A3762F709 13A3762F371 13A3762F307 13A3762F513            13A3762F713 13A3762F382 13A3762F000 13A3762F121            13A3762F205 13A3762F705 13A3762F706 13A3762F026            13A3762F726 13A3762F054 13A3762F745 13A3762F754            13A3762F704 13A3762F029 13A3762F229 13A3762F134            13A3762F138 13A3762F729 13A3762F929 13A3762F129            13A3762F151 13A3762F206 13A3762F308 13A3762F033            13A3762F019 13A3762F057 13A3762F118 Riding Lawn Mower</p>	<p><b>MTD</b>            746-1085A  <b>Cub Cadet</b>            946-1085A</p>
<p><b>YAR74604120</b></p> 	<p><b>Description:</b> Choke control for Cub Cadet / MTD applications.  <b>Size:</b>            ■ Overall Conduit Length: 40-1/2"            ■ Inner Wire Length: 42-1/2",            ■ Wire Travel: 2",            ■ Inner wire Diameter: .062".</p>	<p><b>Models: MTD</b>            Fits <b>Cub Cadet</b> models: i1046, i1050, GT1222, GT1554, SLT1550, SLT1554, LT1018, LT1022, LT1024, LT1042, LT1045, LT1046, LT1050 mowers.</p>	<p><b>MTD</b>            746-04120</p>
<p><b>YAR74604214</b></p> 	<p><b>Description:</b> Throttle Cable  <b>Size:</b>            ■ Conduit Length: 61",            ■ Innerwire Length: 63",            ■ Innerwire Dia.:.062,            ■ Wire Travel: 2".</p>	<p><b>Models: MTD Cub Cadet</b>            Choke Cable. Fits RZT50/54 mowers.</p>	<p><b>MTD</b>            746-04214  <b>Cub Cadet</b>            746-04214            946-04214</p>






# CABLES, Throttle Control

TURFMASTER no. Image may not depict the actual size, shape, etc.	Description	Replaces	OEM no.
<p><b>YAR7461084</b></p> 	<p><b>Description:</b> MTD Throttle Cable. .</p> <p><b>Size:</b></p> <ul style="list-style-type: none"> <li>■ Overall Length: 27",</li> <li>■ Conduit Length: 25".</li> </ul>	<p><b>Models:</b> Throttle control for 600 series lawn tractors with Briggs single cylinder OHV engines</p> <p><b>Cub Cadet</b> Throttle Cable. Fits 1170, 1600 mowers</p>	<p><b>MTD</b> 746-1084 946-1084</p>
<p><b>YAR74604066</b></p> 	<p><b>Description:</b> Throttle Cable</p> <p><b>Size:</b></p> <ul style="list-style-type: none"> <li>■ Conduit Length: 34-3/8",</li> <li>■ Inner Wire Length: 37",</li> <li>■ Wire Travel: 1-5/8",</li> <li>■ Inner wire diameter: .062"</li> </ul>	<p><b>Models:</b> Throttle control for <b>Cub Cadet</b> models: RZT 50, RZT 54, GT1222 mowers. .</p>	<p><b>MTD</b> 746-04066</p>
<p><b>YAR74604161</b></p> 	<p><b>Description:</b> Throttle Cable</p> <p><b>Size:</b></p> <ul style="list-style-type: none"> <li>■ Length: 42-3/4"</li> <li>■ Innerwire Dia.:.062,</li> <li>■ Wire Travel: 1-1/2".</li> </ul>	<p><b>Models:</b> <b>MTD Cub Cadet</b> Throttle Cable. Fits RZT 17/42 mowers.</p>	<p><b>MTD</b> 746-04161</p>
<p><b>AAR10687</b></p> 	<p><b>Description:</b> CABLE</p> <p><b>Size:</b></p> <ul style="list-style-type: none"> <li>■ 940mm</li> <li>■ 1067mm</li> </ul>	<p><b>Models:</b></p>	<p><b>MTD</b> 746-0630A</p>
<p><b>AA60-016 (?) YAR8110185 (?)</b></p>	<p>Throttle Box</p>	<p><b>Models:</b> Fits</p>	<p><b>MTD</b> 811-0185</p>
<p><b>YAR746-3049</b></p>	<p>Throttle Cable</p>	<p><b>Models:</b> Fits</p>	<p><b>MTD</b> 746-3049</p>
<p><b>YAR7461086</b></p>	<p>Throttle Cable</p>	<p><b>Models:</b> Fits</p>	<p><b>MTD</b> 746-1086</p>





**MURRAY**

# CABLES, Throttle Control

TURFMASTER no. Image may not depict the actual size, shape, etc.	Description	Replaces	OEM no.
<p><b>AAST290-369</b></p> 	<p><b>Description:</b> Throttle Control - For panel mounting.</p> <p><b>Size:</b></p> <ul style="list-style-type: none"> <li>• Overall length: 26-1/2",</li> <li>• Conduit length: 21",</li> <li>• Inner wire length: 23-1/2",</li> <li>• Wire travel: 7/8"</li> </ul>	<p><b>Models:</b> Panel mount units 7800292 (385002x108C) Lawn Tractor 7800412 (EYK125380) Lawn Tractor 7800303 (425621x108D) Lawn Tractor 7800410 (ELT155420G) Lawn Tractor 7800411 (ELT155420H) Lawn Tractor 7800413 (EYK155420G) Lawn Tractor 7800414 (EYK155420H) Lawn Tractor 7800399 (ELT175460H) Lawn Tractor 7800400 (ELT12460H) Lawn Tractor 7800416 (EYK12460H) Lawn Tractor 7800272 (312006x11E) Lawn Tractor 7800274 (312006x11E) Lawn Tractor 7800275 (309006x78C) Lawn Tractor 7800276 (385048x114) Lawn Tractor 7800277 (385048x51A) Lawn Tractor 7800294 (385002x78D) Lawn Tractor 7800319 (385048x151) Lawn Tractor 7800278 (405021x114) Lawn Tractor 7800279 (405021x51) Lawn Tractor 7800280 (405628x114) Lawn Tractor 7800281 (405628x51) Lawn Tractor 7800295 (405012x108) Lawn Tractor 7800300 (405606x78C) Lawn Tractor 7800320 (405021x151) Lawn Tractor 7800321 (405628x151) Lawn Tractor 7800162 (LT155420) Lawn Tractor 7800191 (LT185420) Lawn Tractor</p>	<p><b>Murray</b> 91989, 091989, 092371, 092371MA 91989MA MUD92371MA</p>
<p><b>AAR8970</b></p> 	<p><b>Description:</b> Adjustment Nut - For Murray Riders and Lawn Tractors.</p> <p><b>Size:</b></p> <ul style="list-style-type: none"> <li>• 3/8"-16 UNC thread</li> <li>• 3/8" OD</li> <li>• 5/8" L shoulder</li> </ul>	<p><b>Models:</b> Murray 42 lawn tractors 7800292 (385002x108C) Lawn Tractor 7800412 (EYK125380) Lawn Tractor 7800410 (ELT155420G) Lawn Tractor 7800413 (EYK155420G) Lawn Tractor 7800272 (312006x11E) Lawn Tractor 7800274 (312006x11E) Lawn Tractor 7800275 (309006x78C) Lawn Tractor 7800276 (385048x114) Lawn Tractor 7800277 (385048x51A) Lawn Tractor 7800294 (385002x78D) Lawn Tractor 7800319 (385048x151) Lawn Tractor 7800278 (405021x114) Lawn Tractor 7800279 (405021x51) Lawn Tractor 7800295 (405012x108) Lawn Tractor 7800297 (405012x108) Lawn Tractor 7800320 (405021x151) Lawn Tractor 7800162 (LT155420) Lawn Tractor 7800191 (LT185420) Lawn Tractor 7800282 (425307x51A) Lawn Tractor 7800302 (425017x78B) Lawn Tractor 7800307 (CLT155420) Lawn Tractor 7800309 (CLT185420) Lawn Tractor 7800361 (LT135420C) Lawn Tractor 7800362 (LT155420C) Lawn Tractor 7800283 (465307x51) Lawn Tractor 312006x50C Lawn Tractor 385002x108B Lawn Tractor 385002x108C Lawn Tractor</p>	<p><b>Murray</b> 21920 21920ZMA 21920MA 021920MA 8970-21920, 04-615, <b>Bobcat</b> 7-03166 285-676 <b>Scag</b> 43032 <b>Snapper</b> 76434</p>
<p><b>AAB13206</b></p> 	<p><b>Description:</b> Throttle control, fits</p> <p><b>Size:</b></p> <ul style="list-style-type: none"> <li>• 7/8" &amp;</li> <li>• 1" tubing and</li> <li>• 5mm &amp; 6mm cable.</li> </ul>	<p><b>Models:</b> Power Tiller</p>	<p><b>Murray</b></p>
<b>POWER PRO</b>			
<p><b>TAN-BLO850-101</b></p>	<p>Throttle Cables</p>		<p>PM3WF-3.25.1</p>
<p><b>TAN-PRO52B68</b></p>	<p>Throttle Cables</p>		<p>PMCG260B-CE.1.1.1</p>
<p><b>PMED49-B8</b></p>	<p>Throttle Cables with Switch</p>		<p>ED49-B8</p>






<b>CABLES, Throttle Control</b>			
<b>TURFMASTER no.</b> Image may not depict the actual size, shape, etc.	<b>Description</b>	<b>Replaces</b>	<b>OEM no.</b>
<b>PMCG260B-CE.1.1</b>	Throttle Assembly		CG260B-CE.1.1
<b>PROFESSIONAL MOWERS</b>			
<b>AAB3121</b> 	<b>Description:</b> Cable <b>Size:</b>	<b>Models:</b> Professional	<b>Professional</b> P100B
<b>AAB3122</b>	<b>Description:</b> Cable <b>Size:</b>	<b>Models:</b> Professional	<b>Professional</b> P102
<b>AAB3120 AALHV54</b> 	<b>Description:</b> Cable <b>Size:</b>	<b>Models:</b> Professional	<b>Professional</b> HV054
<b>ROBIN</b>			
<b>AAKR-A59</b>	<b>Description:</b> THROTTLE CABLE <b>Size:</b> 815 mm 1002 mm	<b>Models:</b> Robin NB411 NB351	<b>Robin /Subura</b> 6355004020 AKR-A70
<b>ROLUX / WOLF</b>			
<b>ASUB200015608</b>	<b>Description:</b> THROTTLE CABLE UNIVERSAL <b>Size:</b>	<b>Models:</b> ROLUX WOLF	<b>Rolux / Wolf</b> 200015608
<b>RYOBI</b>			
<b>AARM70-82-470</b> 	<b>Description:</b> Throttle Cable <b>Size:</b> • Conduit 400mm • Cable 435 mm	<b>Models:</b> Ryobi 700r 700rVP 704r 704rVP 705r 720r 725r 725rE 750r 765r 766r 767r 767rJ 770rEB 775r 790r RGBV3100 RGBV3100 740R 2800M 766R 770REB 2800R String Trimmer RGBV3100 Leave Blower	<b>Ryobi</b> 791-182068
<b>SCAG</b>			
<b>AAR9695</b> 	<b>Description:</b> Winch Cable Fits 61" & 72" riders, with front deck lift STHM <b>Size:</b>	<b>Models:</b> Scag Fits 61" & 72" riders with front deck lift, model STHM.	<b>Scag</b> 48045
<b>AAB13132</b> 	<b>Description:</b> Scag Choke Control. Push-pull design. <b>Size:</b> • Conduit Length: 55", • Innerwire Length: 58-3/8".	<b>Models:</b> Scag SWZ48-14KAE SWZ-18BV-50001 SWZ-20CVE-50001 SW-14KH	<b>Scag</b> 48780

# CABLES, Throttle Control

TURFMASTER no. Image may not depict the actual size, shape, etc.	Description	Replaces	OEM no.
<p><b>AAR9694</b></p> 	<p><b>Description:</b> Scag Steering Cable. Fits ST17KA and 19KH, 5/16" barrel on each end. <b>Size:</b></p> <ul style="list-style-type: none"> <li>• Length: 67-5/8",</li> <li>• Thread end: 3/8-24,</li> <li>• Cable dia: .130".</li> </ul>	<p><b>Models:</b> <b>Scag</b> Fits 61" &amp; 72" cut riders, models ST17KA &amp; 19KH.</p>	<p><b>Scag</b> 48828</p>
<p><b>AAR11521</b></p> 	<p><b>Description:</b> 40-1/2" Throttle &amp; Choke <b>Size:</b></p> <ul style="list-style-type: none"> <li>• 37" Conduit,</li> <li>• 40-1/2" Inner wire,</li> <li>• 1-5/8" Wire travel</li> </ul>	<p><b>Models:</b> <b>Scag</b> STC48V-22FS-LE STT52B-22KA STC52V-23KA Tiger Cub STWC61A-27CV Wildcat STT52A-27CH Turf Tiger STT61A-25CH STT61V-27CH-NS Turf Tiger STC52A-23KA Tiger Cub STC61A-25KA STWC61V-27 Wildcat SMWC-52V Tiger Cub SMT-61A (31BV) Turf Tiger SMT-48V Tiger Cub</p>	<p><b>Scag</b> 481544</p>
<p><b>AAR11640</b></p> 	<p><b>Description:</b> Scag Throttle Control. Fits Kawasaki engine, Z-bend on one end. <b>Size:</b></p> <ul style="list-style-type: none"> <li>• Innerwire:.072,</li> <li>• Innerwire Length: 70",</li> <li>• Wire Travel: 1-1/2".</li> <li>• For Kawasaki engines</li> </ul>	<p><b>Models:</b> <b>Scag</b> Fits Kawasaki engine STT-KA</p>	<p><b>Scag</b> 481662</p>
<p><b>KAT483434</b></p>	<p>Throttle Cable</p>	<p><b>Models:</b> <b>Scag</b></p>	<p><b>Scag</b> 483434</p>
<p><b>KAT48879</b></p>	<p>Throttle Cable</p>	<p><b>Models:</b> <b>Scag</b></p>	<p><b>Scag</b> 48879</p>
<p><b>SHIBAURA</b></p>			
<p><b>SH125504870</b></p>	<p>Throttle Cable</p>	<p><b>Models:</b></p>	<p><b>Shibaura</b> 125504870</p>
<p><b>SH125504631</b></p>	<p>Throttle Cable</p>	<p><b>Models:</b></p>	<p><b>Shibaura</b> 125504631</p>
<p><b>SH125505060</b></p>	<p>Throttle Cable</p>	<p><b>Models:</b></p>	<p><b>Shibaura</b> 125505060</p>
<p><b>SH125505440</b></p>	<p>Throttle Cable</p>	<p><b>Models:</b></p>	<p><b>Shibaura</b> 125505440</p>
<p><b>SHINDAIWA</b></p>			
<p><b>AARM70-82-923</b></p> 	<p><b>Description:</b> Throttle Cable <b>Size:</b></p> <ul style="list-style-type: none"> <li>• Conduit 884mm</li> <li>• Cable 954 mm</li> </ul>	<p><b>Models:</b> <b>Shindaiwa</b> 22C, C230 Brush Cutter T230, TCX230, X230, String Trimmer 22C Brushcutter TCX230 Trimmer X230 Trimmer C230 Brushcutter T230 Trimmer</p>	<p><b>Shindaiwa</b> P021023260 <b>Replaces</b> 22411-14500</p>







# CABLES, Throttle Control









TURFMASTER no. Image may not depict the actual size, shape, etc.	Description	Replaces	OEM no.
<p><b>AARM70-82-970</b></p> 	<p><b>Description:</b> Throttle Cable <b>Size:</b></p> <ul style="list-style-type: none"> <li>• Conduit 999mm</li> <li>• Cable 1074 mm</li> <li>• Fits Shindaiwa trimmer models C270 and T270</li> </ul>	<p><b>Models:</b> <b>Shindaiwa</b> C270 Brushcutter</p>	<p><b>Shindaiwa</b> V043000420 <b>Replaces</b> 70105-83100</p>
<p><b>AARM70-82-935</b></p> 	<p><b>Description:</b> Throttle Cable <b>Size:</b></p> <ul style="list-style-type: none"> <li>• Conduit 1152mm</li> <li>• Cable 1270 mm</li> </ul>	<p><b>Models:</b> <b>Shindaiwa</b> C35 Brushcutter, C35 (20000001-20002240) Brushcutter, C35 (9014161-9099999) Brushcutter</p>	<p><b>Shindaiwa</b> V043000490 <b>Replaces</b> 20011-83100</p>
<p><b>AARM70-82-945</b></p> 	<p><b>Description:</b> Throttle Cable <b>Size:</b></p> <ul style="list-style-type: none"> <li>• Conduit 1050mm</li> <li>• Cable 1167 mm</li> </ul>	<p><b>Models:</b> <b>Shindaiwa</b> Brushcutter, B45INTL Brushcutter</p>	<p><b>Shindaiwa</b> V043000480 <b>Replaces</b> 20021-83100</p>
<p><b>AARM70-82-946</b></p> 	<p><b>Description:</b> Throttle Cable <b>Size:</b></p> <ul style="list-style-type: none"> <li>• Conduit 582mm</li> <li>• Cable 660 mm</li> </ul>	<p><b>Models:</b> <b>Shindaiwa</b> Brushcutter</p>	<p><b>Shindaiwa</b> P022025180 <b>Replaces</b> 72550-14531</p>
<p><b>AARM70-82-953</b></p> 	<p><b>Description:</b> Throttle Cable <b>Size:</b></p> <ul style="list-style-type: none"> <li>• Conduit 583mm</li> <li>• Cable 860 mm</li> </ul>	<p><b>Models:</b> <b>Shindaiwa</b> B530 Trimmer/Brushcutter</p>	<p><b>Shindaiwa</b> V043000540 <b>Replaces</b> 64007-64310</p>

## SNAPPER








# CABLES, Throttle Control

TURFMASTER no. Image may not depict the actual size, shape, etc.	Description	Replaces	OEM no.
<p><b>AAST290-338</b></p> 	<p><b>Description:</b> Throttle Control Cable  <b>Size:</b>            • 58" Conduit,            • 60-1/8" Inner wire,            • 1-9/16" Wire travel</p>	<p><b>Snapper</b> Fits 1990 &amp; 91 V-21 with 5 hp Quantum engines            21357B 21" 3.5 Hp Steel Deck Series 7            21407T 21" 4 Hp Steel Deck Series 7            21407T-2 21" 4 Hp 2 Cycle Steel Deck Series 7            21507B 21" 5 Hp Steel Deck Series 7            D21357B 21" 3.5 Hp Steel Deck Series 7            D21407T 21" 4 Hp Steel Deck Series 7            D21407T-2 21" 4 Hp 2 Cycle Steel Deck Series 7            DP21357B 21" 3.5 Hp Steel Deck Series 7            DP21407T 21" 4 Hp Steel Deck Series 7            DP21407T-2 21" 4 Hp 2 Cycle Steel Deck Series 7            DP21507B 21" 5 Hp Steel Deck Series 7            DP21507BE 21" 5 Hp Steel Deck Electric Start Series 7            G21357B 21" 3.5 Hp Steel Deck European Series 7            G21507B 21" 5 Hp Steel Deck European Series 7            GP21507B 21" 5 Hp Steel Deck European Series 7            GP21507BE 21" 5 Hp Steel Deck European Electric Start Series 7            M21357B 21" 3.5 Hp Steel Deck Mulching Series 7            MP21357B 21" 3.5 Hp Steel Deck Mulching Series 7            MP21507BE 21" 5 Hp Steel Deck Mulching Electric Start Series 7            OP21407T-2 21" 4 Hp 2 Cycle Steel Deck Series 7</p>	<p><b>Snapper</b>            7016565YP  <b>Replaces</b>            16565</p>
<p><b>AAB12130</b></p> 	<p><b>Description:</b> Throttle Control Cable,  <b>Size:</b>            • 40-3/4"            • 42-7/8"</p>	<p><b>Models: Snapper</b></p>	<p><b>Snapper</b> 18839            11251            Snapper 16565            Snapper 18088            Snapper 18186            Snapper 18187            Snapper 18237            Snapper 18353            Snapper 18486            Snapper 18780</p>
<p><b>STIHL</b></p>			
<p><b>AC11-2988</b></p> 	<p><b>Description:</b> Throttle Cable  <b>Size:</b>            • Conduit ???mm            • Cable ??? mm</p>	<p><b>Models: Stihl</b> FC70C, FS40, FS40C, FS50, FS50C, FS56, Edger FC56, Edger FC56C</p>	<p><b>Stihl</b>            4119-180-1100</p>
<p><b>AARM70-82-511</b></p>	<p><b>Description:</b> Throttle Cable  <b>Size:</b>            • Conduit ???mm            • Cable ??? mm</p>	<p><b>Models: Stihl</b> FS 187, FS 90</p>	<p><b>Stihl</b>            4180-180-1150</p>
<p><b>AARM70-82-520</b></p>	<p><b>Description:</b> Throttle Cable  <b>Size:</b>            • Conduit 870mm            • Cable 1101 mm</p>	<p><b>Models: Stihl</b> FS 160, FS 180, FS 160, FS 180, FS 220, FS 220 K, FS 280, FS 280 K, FS 290 Brush Cutter</p>	<p><b>Stihl</b>            4144-180-1100</p>
<p><b>AARM70-82-521</b></p> 	<p><b>Description:</b> Throttle Cable  <b>Size:</b>            • Conduit 904mm            • Cable 1110 mm</p>	<p><b>Models: Stihl</b> FS75 - FS85 FS160, FS180, FS220, New Model FS220K, FS280, FS290 Brush Cutter</p>	<p><b>Stihl</b>            4119-180-1101</p>




# CABLES, Throttle Control

TURFMASTER no. Image may not depict the actual size, shape, etc.	Description	Replaces	OEM no.
<p><b>AARM70-82-586</b></p> 	<p><b>Description:</b> Throttle Cable <b>Size:</b> •Conduit 1000mm •Cable 1147 mm</p>	<p><b>Models:</b> <b>Stihl</b> FS62, FS66, FS81, FS86, FS106 Brush Cutter</p>	<p><b>Stihl</b> 4126-180-1110</p>
<p><b>AASTFS250-N19</b></p> 	<p><b>Description:</b> Throttle Cable <b>Size:</b> • Conduit 845mm • Cable 1051 mm</p>	<p><b>Models:</b> <b>Stihl</b> FS120, FS200, FS300, FS350, FS400, FS450, String Trimmer FS400, FS450, FS480 Brush Cutter, BT120C Auger</p>	<p><b>Stihl</b> 4128-180-1102, <b>Replaces</b> 4134-180-1110</p>
<p><b>AASTFS250-N19</b></p> 	<p><b>Description:</b> Throttle Cable <b>Size:</b> • Conduit 840mm • Cable 973 mm</p>	<p><b>Models:</b> <b>Stihl</b> FS120, FS200, FS250, FS400, FS450, FS480 / FT250 Brush Cutter Without Electric Part</p>	<p><b>Stihl</b> 4128-180-1104</p>
<p><b>AARM70-82-540</b></p> 	<p><b>Description:</b> Throttle Cable <b>Size:</b> • Conduit 385mm • Cable 430 mm</p>	<p><b>Models:</b> <b>Stihl</b> FS36, FS40, FS44, FC44 String Trimmers</p>	<p><b>Stihl</b> 4130-180-1101</p>
<p><b>AARM70-82-544</b></p> 	<p><b>Description:</b> Throttle Cable <b>Size:</b> •Conduit 867mm •Cable 1026 mm</p>	<p><b>Models:</b> <b>Stihl</b> FS36, FS40, FS44 String Trimmers</p>	<p><b>Stihl</b> 4130-180-1110</p>
<p><b>AARM70-82-581</b></p> 	<p><b>Description:</b> Throttle Cable <b>Size :</b> • Conduit mm 33 15/32 • Cable mm" 44 11/16"</p>	<p><b>Models:</b> <b>Stihl</b> FS80, FS85 Old Model FS75, FS80, FS80R, FS85, FS85R, FS85T, FS85RX Brush Cutter</p>	<p><b>Stihl</b> 4137-180-1100</p>
<p><b>AARM70-82-580</b></p> 	<p><b>Description:</b> Throttle Cable <b>Size:</b> • Conduit 882mm • Cable 1080 mm</p>	<p><b>Models:</b> <b>Stihl</b> FS80, FS85 New Model FS75, FS80, FS80R, FS85, FS85R, FS85T, FS85RX, KM85, KM85R, FS75, FS80, FS80R, FS85, FS85R, FS85T, FS85RX, KM85, KM85R Brush Cutter Without Electric Part</p>	<p><b>Stihl</b> 4137-180-1109</p>
<p><b>AASTFS250-N19</b></p>	<p><b>Description:</b> Throttle Cable <b>Size:</b> • Conduit ???mm • Cable ??? mm</p>	<p><b>Models:</b> <b>Stihl</b> FS250</p>	<p><b>Stihl</b></p>
<p><b>AARM70-82-555</b></p> 	<p><b>Description:</b> Throttle Cable <b>Size:</b> • Conduit 992mm • Cable 1223 mm</p>	<p><b>Models:</b> <b>Stihl</b> FS55, FS55C, FS55R, FS55RC, FS55T String Trimmers</p>	<p><b>Stihl</b> 4140-180-1104</p>

# CABLES, Throttle Control

TURFMASTER no. Image may not depict the actual size, shape, etc.	Description	Replaces	OEM no.
<b>AARM70-82-510</b> 	<b>Description:</b> Throttle Cable <b>Size:</b> • Conduit 844mm • Cable 1062 mm	<b>Models:</b> <b>Stihl</b> FS100 Brush Cutter Without Electric Part	<b>Stihl</b> 4180-180-1101
<b>AARM70-82-543</b> 	<b>Description:</b> Throttle Cable <b>Size:</b> • Conduit 1070mm • Cable 1190 mm	<b>Models:</b> <b>Stihl</b> SR420 New Model SR340, SR420, BR340, BR340L, BR380, BR420, BR420C, BR340, BR340L, BR380, BR420	<b>Stihl</b> 4203-180-1104
<b>AARM70-82-542</b> 	<b>Description:</b> Throttle Cable <b>Size:</b> • Conduit 1069mm • Cable 1196 mm	<b>Models:</b> <b>Stihl</b> SR420 Old Model SR320, SR400, BR320, BR320L, BR400, BR340, BR340L, BR380, BR420, BR420C, SR340, SR420	<b>Stihl</b> 4203-180-1111
<b>AARM70-82-585</b> 	<b>Description:</b> Throttle Cable <b>Size:</b> • Conduit 325mm • Cable 451 mm	<b>Models:</b> <b>Stihl</b> SH55, SH85, BG45, BG46, BG55, BG65, BG85, BG45, BG46, BG55, BG65, BG85, BG45, BG46, BG55, BG65, BG85, SH55, SH85 Leaf Blower	<b>Stihl</b> 4229-180-1101
<b>AARM70-82-560</b> 	<b>Description:</b> Throttle Cable <b>Size:</b> • Conduit 1175mm • Cable 1295 mm	<b>Models:</b> <b>Stihl</b> BR500, BR550, BR600 Blowers	<b>Stihl</b> 4282-180-1100
<b>AASTFS250-N19</b> <b>AARM70-82-548</b> 	<b>Description:</b> Throttle Cable <b>Size:</b> • Conduit 1147mm • Cable 1273 mm	<b>Models:</b> <b>Stihl</b> FS480	<b>Stihl</b> 4128-180-1102
<b>AARM70-82-545</b> 	<b>Description:</b> Throttle Cable <b>Size:</b> • Conduit ???mm • Cable ??? mm	<b>Models:</b> <b>Stihl</b> FS400	<b>Stihl</b>

## WACKER

<b>AARM98-01-800</b> 	<b>Description:</b> Throttle Cable <b>Size:</b> • Conduit 300 mm • Cable 425 mm	<b>Models:</b> <b>Wacker</b> BS500, BS600, BS650, BS700 Rammers	<b>Wacker</b> 105178
<b>AARM98-01-801</b> 	<b>Description:</b> Throttle Cable <b>Size:</b> • Conduit 300 mm • Cable mm	<b>Models:</b> <b>Wacker</b> BS50-2, BS50-2i, BS500, BS600-2, BS60-2i, BS600, BS65-V, BS650, BS70-2, BS70-2i, BS700 Rammer	<b>Wacker</b> 118375, 0118375M
<b>AARM98-01-802</b> 	<b>Description:</b> Throttle Cable <b>Size:</b> • Conduit mm • Cable 765 mm	<b>Models:</b> <b>Wacker</b> BS-52Y	<b>Wacker</b> 88665

# CABLES, Throttle Control

TURFMASTER no. Image may not depict the actual size, shape, etc.	Description	Replaces	OEM no.
<p><b>AARM98-01-803</b></p> 	<p><b>Description:</b> Throttle Cable <b>Size:</b> • Conduit 610 mm • Cable mm</p>	<p><b>Models:</b> <b>Wacker</b> BS-52Y Rammer</p>	<p><b>Wacker</b> 88666</p>
<b>UNIVERSAL</b>			
<p><b>AAB13109</b></p>	<p><b>Description:</b> Throttle Control Cable, <b>Size:</b> • 66" • 71"</p>	<p>C33</p>	
<p><b>AAB13132</b></p> 	<p><b>Description:</b> Push-Pull Calbe, <b>Size:</b> • 60" • 63"</p>		
<p><b>AAB13134</b></p> 	<p><b>Description:</b> Push-Pull Cable, <b>Size:</b> • 100" • 103.5"</p>		
<p><b>AAB132354</b></p> 	<p><b>Description:</b> Wire stop <b>Size:</b></p>	<p>10pcs/unit/bag</p>	
<p><b>AAB13807</b></p> 	<p><b>Description:</b> Throttle Lever, fits Many Engines</p>		
<p><b>AAB132354</b></p> 	<p><b>Description:</b> Cable Stop</p>	<p>UNIVERSAL</p>	